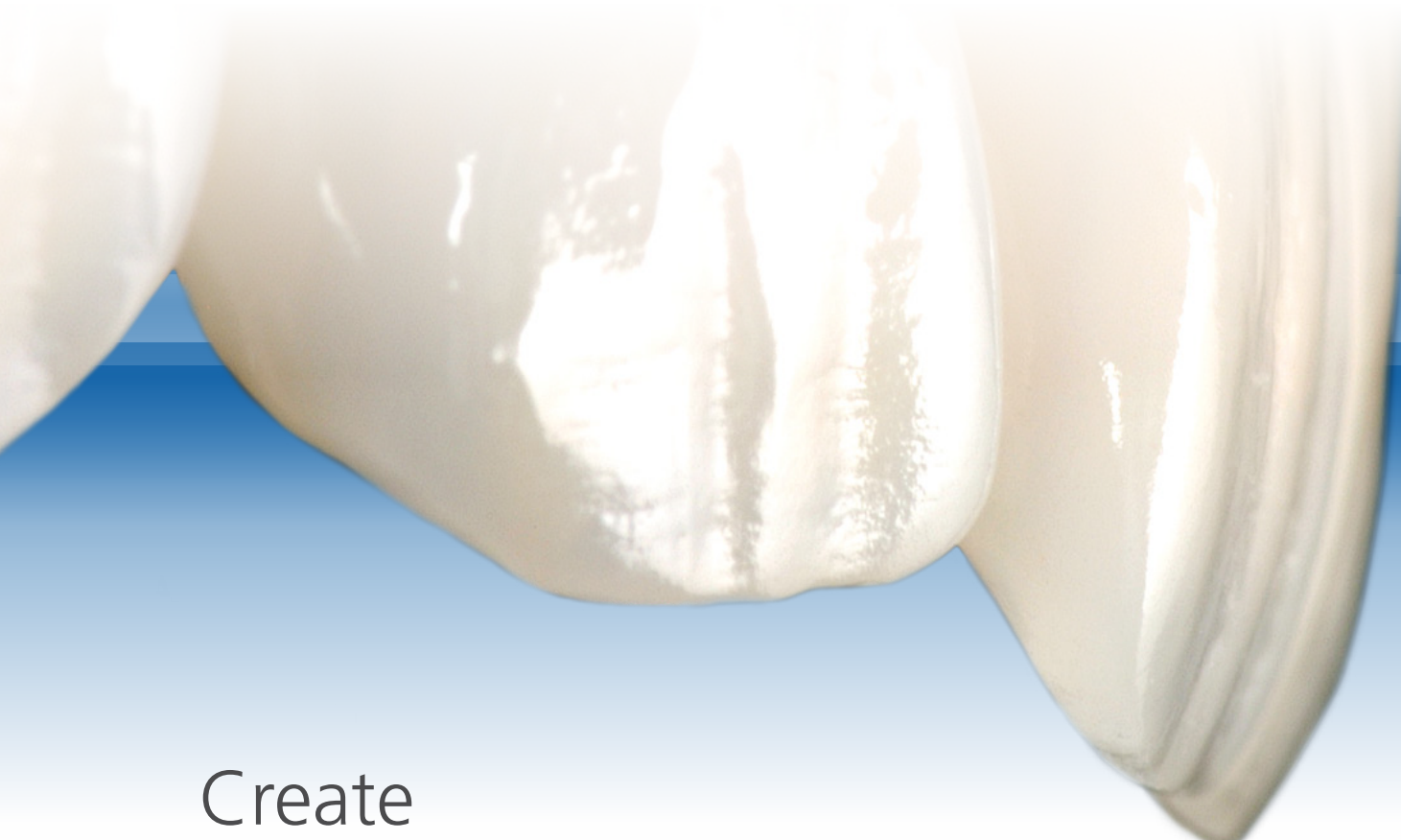



IPS Empress® Direct

The highly esthetic composite



Create
natural-looking fillings



ivoclar
vivadent
passion vision innovation

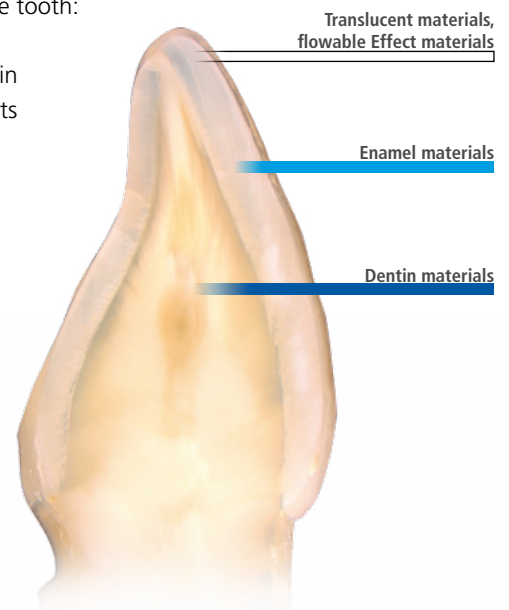
The material for highly esthetic fillings

Easy to master – effortlessly reproduced

IPS Empress® Direct – the highly esthetic anterior and posterior filling material – is available in 32 shades. Different types of anatomical features are effortlessly and faithfully recreated with this composite resin.

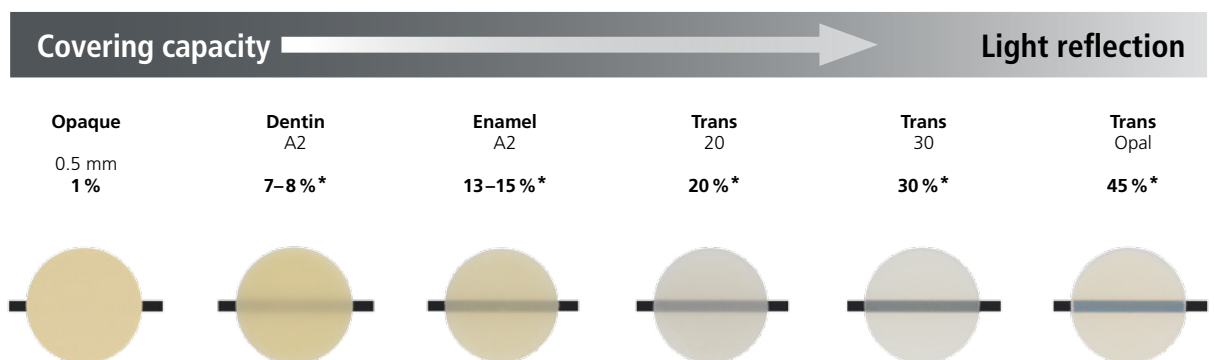
The shade system logically follows the anatomical build-up of the tooth:

- 13 opaque dentin materials are available for reproducing dentin and mamelon areas and placing cervical fillings in older patients
- 16 translucent enamel shades are designed for replacing dental enamel
- 3 highly translucent materials add individual characteristics to incisal edges



R&D Ivoclar Vivadent AG, Schaan, 2016

Translucency levels of IPS Empress® Direct



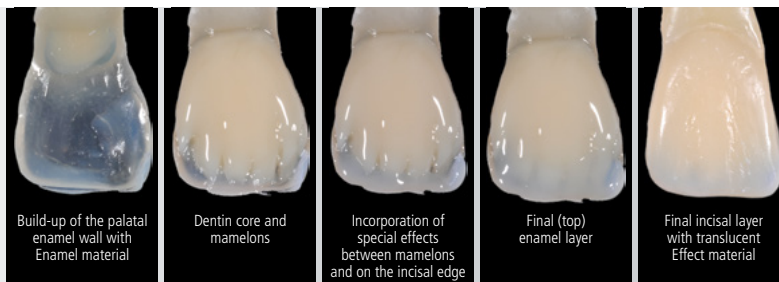
* Sample value, Technical Data Sheet, Ivoclar Vivadent AG

Harnessing intuition to create sophisticated restorations

Exceptional quality begins with simplicity

Due to the logical arrangement of the shade system, IPS Empress Direct is incredibly easy to use. Dentin replaces dentin and enamel replaces enamel. The extensive shade range comprises a suitable combination of materials for all clinical shade requirements. Two autoclavable shade guides assist in the selection of the precise enamel and dentin shade.

Intuitive layering system for highly esthetic results



Photos: Dr Eduardo Mahn

“ Anyone can become a master at creating highly esthetic composite restorations in only five steps. ”

Dr Eduardo Mahn, Director Clinical Research, Universidad de los Andes Santiago, Chile

Convenient handling for discerning requirements

Due to its optimized handling properties, the material is easy to shape as required:

- Cavifil contents are easy to extrude
- Material does not stick to instruments
- Excellent adaptation of the material to the cavity walls



Giving restorations a lifelike appearance

Natural-looking build-up of anterior teeth with IPS Empress® Direct

One easy additional step allows you to apply lifelike characteristics with IPS Empress Direct – such as the accentuation of mamelons. In the example on the left, the anterior tooth was built up in three steps: A2 Enamel for the palatal wall, A3 Dentin for the dentin core and A2 Enamel again as the final layer. In the example on the right, the mamelons were accentuated by applying IPS Empress Direct Effect Trans Opal between the mamelons and on the incisal edge. A2 Enamel was also used for the final covering layer.

Layering without effects



Layering with effects



Natural-looking teeth layered with and without special effects, Dr Anton Lebedenko, Ivoclar Vivadent Schaan, 2016

The opalescent effect makes all the difference

Opalescence is a light-scattering phenomenon within a translucent substance. An opalescent material has a bluish shimmer in reflected light but it has a reddish-orange appearance in transmitted light. In young patients in particular, this opalescent effect of the enamel manifests itself in a bluish-translucent appearance in the incisal region. Due to the special micro-opal fillers contained in the Trans Opal shade, the material is capable of faithfully reproducing this highly sophisticated play of colours.



IPS Empress® Direct Effect Trans Opal,
Left: transmitted light; Right: reflected light,
Photos: Dr Eduardo Mahn, Director Clinical Research,
Universidad de los Andes Santiago, Chile

Creativity knows no bounds

True-to-detail characterization with IPS Empress Direct Color and IPS Empress Direct Effect

Natural-looking restorations are effortlessly created with the different levels of translucency offered by IPS Empress Direct. The corresponding flowable characterization and Color materials provide creative individuals with the means to faithfully imitate natural teeth.



EFFECT	INDICATION	SHADE	
Enamel cracks	Unstained/Lightly stained	White	Honey
	Severely stained	Ochre	
Hypocalcification	Light tooth	White	Effect Bleach XL
	Dark/Yellow tooth	Honey	
Stains	Fluorosis	White	Honey
	Masking of dark areas	Opaque	
	Stained fissures	Ochre	Brown
	Tea/Nicotine stains		
	Severely stained fissures	Grey	
Incisal third	Young patients	Trans Opal	Trans 20
	Middle-aged patients	Trans Opal	Trans 30
	Older patients	Trans 30	
	Application/Enhancement of translucency	Blue	Violet
Mamelons	Accentuating the interspaces between the dental trabeculae (emphasising the mamelons)	Effect Trans Opal	Violet
		Blue	
Halo effect	Opaque incisal edge, particularly in younger patients	Effect Bleach XL	White
		Trans Opal	
Cervical region	A and B shades	Ochre	
	C and D shades	Brown	
Worn surfaces	Worn and lightly stained	Ochre	
	Worn and severely stained	Brown	
Dentin core	Accentuation of the dentin core, particularly in posterior teeth	Honey	Ochre

A high-quality system for premium restorations

The new IPS Empress® Direct System Kit

The IPS Empress Direct System Kit contains the essential materials that a dentist needs to produce esthetically demanding restorations. The System Kit comprises the most popular basic enamel and dentin shades. The kit also contains the IPS Empress Direct Effect Trans Opal material, which is used to characterize anterior teeth in particular. Special effects in the incisal edge are highlighted with the translucent Trans 30 material. In addition, IPS Empress Direct Opaque is available for covering severe stains.

Each System Kit contains:

- IPS Empress Direct Enamel A1, A2 and A3
- IPS Empress Direct Dentin A2 and A3
- IPS Empress Direct Trans 30
- IPS Empress Direct Effect Trans Opal
- IPS Empress Direct Opaque

The kits come either with syringes or Cavifils.



“ There is no simpler or more efficient way to reproduce the effect of natural opalescence. The material is easy to polish and a high-gloss finish is achieved. ”

Dr Markus Lenhard, Switzerland

Delivery forms

Refills

IPS Empress Direct Dentin | 1 x 3 g or 10 x 0.2 g

A1 | A2 | A3 | A3.5 | A4 | B1 | B2 | C3 | D2 | IVA5 | IVA6 | Bleach L Dentin | Bleach XL Dentin

7–8 %*

IPS Empress Direct Enamel | 1 x 3 g or 10 x 0.2 g

A1 | A2 | A3 | A3.5 | A4 | B1 | B2 | B3 | B4 | C1 | C2 | C3 | D2 | D3 | Bleach L Enamel | Bleach XL Enamel

13–15 %*

IPS Empress Direct Transparent | 1 x 3 g or 10 x 0.2 g

Trans 20 | Trans 30 | Trans Opal

Trans 20 / 20 %*

Trans 30 / 30 %*

Trans Opal / 45 %*

IPS Empress Direct Effect | 1 x 1.8 g (incl. 5 cannulas each)

Bleach XL | Trans Opal | Trans 30

Bleach XL / 11–12 %*

Trans Opal / 25–30 %*

Trans 30 / 27–33 %*

IPS Empress Direct Color | 1 x 1 g

White | Honey | Blue | Violet | Ochre | Brown | Grey



IPS Empress Direct Opaque | 1 x 1.8 g

Opaque

1 %*

Basic Kit

SYRINGES

627218AN, 8 x 3 g

3 x 3 g Dentin (A1, A2, A3)
3 x 3 g Enamel (A1, A2, A3)
1 x 3 g Trans Opal
1 x 3 g Trans 30
Various Accessories

635243AN, 8 x 3 g

4 x 3 g Dentin (A1, A2, A3, A3.5)
4 x 3 g Enamel (A1, A2, A3, A3.5)
Various Accessories

CAVIFILS

627217AN, 80 x 0.2 g

30 x 0.2 g Dentin (A1, A2, A3)
30 x 0.2 g Enamel (A1, A2, A3)
10 x 0.2 g Trans Opal
10 x 0.2 g Trans 30
Various Accessories

635241AN, 80 x 0.2 g

40 x 0.2 g Dentin (A1, A2, A3, A3.5)
40 x 0.2 g Enamel (A1, A2, A3, A3.5)
Various Accessories

System Kit

SYRINGES

686071AN

2 x 3 g Dentin (A2, A3)
3 x 3 g Enamel (A1, A2, A3)
1 x 3 g Trans 30
1 x 1.8 g Effect Trans Opal
1 x 1.8 g Opaque
1 x Autoclavable Shade Guide Dentin
1 x Autoclavable Shade Guide Enamel/Translucent
Various Accessories

686072AN

2 x 3 g Dentin (A2, A3)
3 x 3 g Enamel (A1, A2, A3)
1 x 3 g Trans 30
1 x 1.8 g Effect Trans Opal
1 x 1.8 g Opaque
1 x OpraSculpt Pad Instrument
1 x OpraSculpt Pad Refill (4 mm)
1 x Autoclavable Shade Guide Dentin
1 x Autoclavable Shade Guide Enamel/Translucent
Various Accessories

CAVIFILS

686093AN

20 x 0.2 g Dentin (A2, A3)
30 x 0.2 g Enamel (A1, A2, A3)
10 x 0.2 g Trans 30
1 x 1.8 g Effect Trans Opal
1 x 1.8 g Opaque
1 x Autoclavable Shade Guide Dentin
1 x Autoclavable Shade Guide Enamel/Translucent
Various Accessories

686095AN

20 x 0.2 g Dentin (A2, A3)
30 x 0.2 g Enamel (A1, A2, A3)
10 x 0.2 g Trans 30
1 x 1.8 g Effect Trans Opal
1 x 1.8 g Opaque
1 x OpraSculpt Pad Instrument
1 x OpraSculpt Pad Refill (4 mm)
1 x Autoclavable Shade Guide Dentin
1 x Autoclavable Shade Guide Enamel/Translucent
Various Accessories

Assortment

637898AN, IPS Empress Direct Color/Opaque Assortment

1 x 1 g white, honey, blue, violet, ochre, brown, grey
1 x 1.8 g IPS Empress Direct Opaque
Various Accessories

Accessories

Cannulas 20 x 0.4 mm

634847

IPS Empress Direct Color



Cannulas 20 x 0.9 mm

634849

IPS Empress Direct Flow
IPS Empress Direct Opaque



IPS Empress Direct Pad

628369



Shade Guide

627215

Autoclavable Shade Guide
Enamel/Translucent



Shade Guide

627214

Autoclavable Shade Guide
Dentin



* Sample values, Technical Data Sheet, Ivoclar Vivadent AG



Direct Restoratives

IPS Empress® Direct forms part of the "Direct Restoratives" product category. The products of this category cover the procedure involved in the direct restoration of teeth – from preparation to restoration care. The products are optimally coordinated with each other and enable successful processing and application.



THESE ARE FURTHER PRODUCTS OF THIS CATEGORY:

Adhese® Universal

The universal adhesive



Universal adhesion with advanced delivery

- Efficient delivery – up to 190 single-tooth applications per 2-ml VivaPen®
- Universal applications – for direct and indirect bonding procedures and all etching techniques
- Predictable results – high bond strength on dentin and enamel

Bluephase® Style

The curing light



The smallest LED for every use

- Every hand – comfortable to hold for men and women
- Every material – universal due to Polywave® LED with broadband spectrum
- Every time – optional corded operation due to Click & Cure

Would you like to know more about the products of the "Direct Restoratives" category? Simply get in touch with your contact person at Ivoclar Vivadent or visit www.ivoclarvivadent.com for more information.