



MODEL
MANAGEMENT


 **artex**[®]

 **giroform**[®]

LOOKING FOR SIMPLICITY,
PRECISION AND AFFORDABILITY?
WE UNDERSTAND YOUR NEEDS!



EFFICIENT
Workflow



HIGHLY
PRECISE
Components



PERFECT
Handling

BENEFITS

- _ Cost-effective precision models for every laboratory
- _ Precision from A to Z for perfect work preparation
- _ Simple and user-friendly operation

FUNCTIONAL PRECISION CHAIN.

PRECISION MODEL



artex® facebow

Anatomically correct fixation of the cranium-axis relationship

- _ Loss-free transfer of the oral situation to the Artex articulator
- _ Reliable reproducibility of the arbitrary axis position



artex® cr

Model management articulator and masticatory loading simulator for the dental practice and laboratory

- _ Provides all functions for analysing the free spaces and excursion patterns
- _ Variable sideshift function for transversal clearance, adjustable



giroform®

Fabricate a precision model quickly and cost-effectively

- _ Overcomes expansion of dental stone due to segmentation of the dental arch
- _ Fabrication of a dental arch in only six minutes (working time)
- _ Fault-free basis for digitalisation

PRECISION TRANSFER

DESIGN (CAD)
VIRTUAL OCCLUSION



 **ceramill® transferkit**

 **ceramill® map400**

 **ceramill® mind**

Loss-free transfer of patient data into the Ceramill Map400

- _ Digitisation of the model situation in Splitex precision
- _ Reliable, quick and uncomplicated handling

The “function scanner” with Splitex-Integration

- _ Highly precise digitalisation of models in intermaxillary relationship
- _ DNA speed scanning reduces scan times by up to 50 %
- _ Versatilely applicable (e.g. Triple Tray, models, Multi Die, All-In, textures)
- _ Universal plate enables flexible positioning of all types of model

The intelligent design software

- _ High saving in time thanks to intuitive workflow according to dental technology logic
- _ Perfectly coordinated with scan and CAM processes to guarantee a continuous workflow
- _ Virtual Artex CR with an unlimited range of functions



Creates open STL data



Reads STL data (open), sends STL data (open)

Compatible with:

- _ iTero® intraoral scan data
- _ All other, unencrypted STL data

PRODUCTION (CAM)



ceramill® match 2

CAM software - easy, quick, precise

- _ Easy positioning and alignment of designs in the blank
- _ Quick calculation of the milling paths
- _ Sinter cushion in a thermodynamically optimum design shape for accurately fitting sintering of long-span zirconia restorations



Reads STL data (open), sends STL data (open)

Compatible with:

- _ Dental Wings®, 3Shape®
- _ All other, unencrypted STL data



ceramill® mikro

4- or 5-axis milling unit for dry millable materials

- _ Maximum range of indications in the 4/5-axis dry milling/grinding category
- _ Fast and efficient thanks to control and milling strategies optimised for dental applications
- _ Monocoque design guarantees absolute stability and low-vibration processing



Processes and produces STL data (open)



ceramill® motion 2

5-axis wet and dry processing - versatile and future-proof

- _ Maximum range of materials and indications
- _ Innovative processing procedures ensure maximum ROI (rotational milling of titanium, carving mode grinding technique etc.)
- _ Intelligent machine concept with high-performance, super-high-frequency spindle for maximum speed with the highest precision
- _ Intelligent machine design guarantees optimum protection of all electronic components in wet operation



Processes and produces STL data (open)


Three large, empty, curved rectangular boxes for writing, arranged vertically on the right side of the page.



ARTICULATION

≡ artex [®] system	8
≡ artex [®] facebow	10
≡ artex [®] articulators	12
≡ splitex [®] calibration	16
≡ artex [®] incisal guidance	18
≡ ceramill artex [®]	19

ARTEX SYSTEM - THE PERFECT COMMUNICATION BETWEEN DENTIST, DENTAL TECHNICIAN AND THE PATIENT



For maximum accuracy of fit for well-functioning dentures, working with an articulator is essential. The specific challenges are to record the patient's jaw position quickly and reliably, and to transfer this information precisely and as simply as possible between the dentist and the dental technician. Artex is renowned worldwide as being fully functional and reliable, and for dentists and dental technicians alike it is an effective aid in recording static jaw relationships and simulating jaw movements. The system's modular design means that it can be used for specific requirements, thereby offering maximum flexibility.

For the best possible link-up between dentist and dental technician.
For the ultimate in reliability and accuracy. For perfect service to the patient.

ARTICULATION SYSTEM COMPONENTS

artex® facebow

Determining the cranium/axis-related position of the maxilla.



artex®

Model management articulator and mastication simulator.



artex® transfer stand

Reliable and speedy transfer of patient data.



splitex®

Interchangeability of Artex articulators.



ANATOMICALLY CORRECT FIXATION OF THE CRANIAL-AXIS RELATIONSHIP IN JUST 2 MINUTES

Artex facebow, transfer jig and articulator form a single communication unit. Dentists determine the cranium-axis position of the maxilla using the Artex facebow. This anatomically important parameter is quickly and precisely fixed in position on the transfer jig. This secures it for transport from the practice to the laboratory where the models are mounted patient analogous in the Artex articulator.



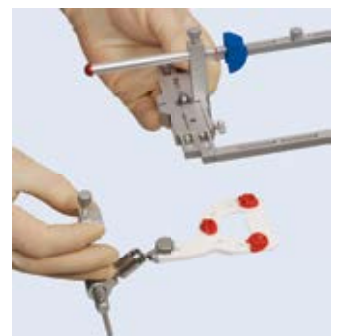
- _ Cranium/axis relation determined in corresponding to the patient's anatomy in just two minutes**
- _ Quick and secure the 3-D universal joint**
- _ Cranium-axis oriented transfer of maxillary model to the articulator transfers the real jaw position precisely to the articulator and consequently reduces grinding time at the chairside**
- _ Reliable reproducibility of arbitrary axis position using cushioned Leipzig Nasion**



Bite fork insertion



Face bow attached to the patient



Removing joint support with bite fork record from the face bow

THE ARTEX FACEBOW - THE BETTER WAY TO OBTAIN AN ANATOMICALLY CORRECT REGISTRATION OF THE PATIENT'S CRANIUM/AXIS RELATIONSHIP



1 Preparation of the facebow: The nasion bar is secured in a rear position. Joint support inserted with its vertical position fixed by a wing screw



2 Prepare the bite fork in a double-boiler



3 Introduce the bite fork into the patient's mouth



4 Position the bite fork at the dental arch of the upper jaw



5 Move the Artex facebow close to the patient's face



6 Introduce the ear tips into the external auditory meatus while sliding the sides of the facebow together and fix them in position by tightening the locking screw



7 Place the nasion adapter on the glabella by applying gentle thumb pressure till the marker on the nasion bar is reached. Patient is lying down



8 Fix the nasion bar by tightening the screw on the bar with your free hand



9 Move the joint support up to the bite fork and tighten the wing screw, thus securing the position of the upper jaw



10 It takes only 2 minutes to apply the facebow



11 Remove the facebow and detach the joint support together with the bite fork registration



12 Fix the bite fork registration on a plaster bed on the transfer table for safe transport of the secured upper jaw position to the dental lab

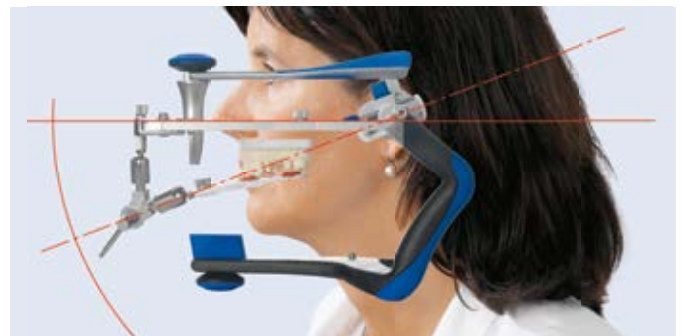
SENSITIVE EXCURSION SIMULATORS - PRECISE, STABLE AND PROVEN IN 1000S OF APPLICATIONS

What the dental technician fabricates in the articulator must function intraorally. Artex articulators provide a highly precise option for accurately reproducing excursion patterns of patient receptors. Their light, stable design simplifies and accelerates work on the model while also reducing work on the patient and significantly increasing patient comfort.

Their reliable precision, flexibility and simple, ergonomic handling make Artex articulators one of the most commonly used mastication simulators in the world.



- _ Integrated magnetic mounting plate system**
- _ Interior height 126 mm - large working area, provides plenty of space for mounting models**
- _ Bonwill triangle with 110 mm lateral length - formed from intercondylar distance and incisal point**
- _ Average marking of the occlusal plane**
- _ Scaled, adjustable incisal guidance pin (-5 mm to +10 mm)**
- _ Support pin for opened upper member of the Artex articulator**
- _ Light and stable thanks to carbon design (CN, CT, CPR, CR)**

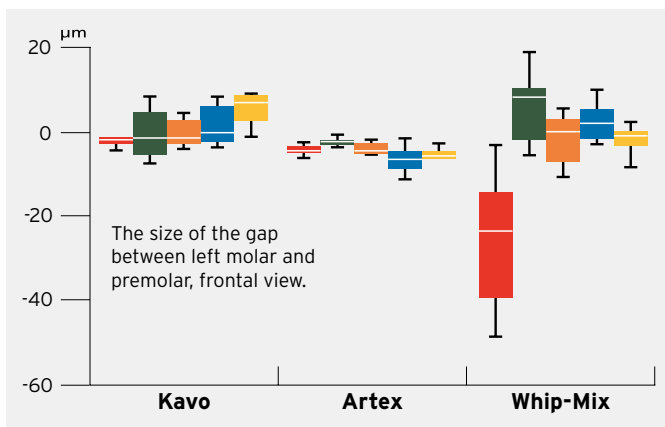


The reproducible centric guarantees a reliable start and end position of each excursion. Interferences less than 20 µm can be identified, checked and removed

Facebow and Artex articulators - the communication unit for patient-analogue restorations

ALL ARTEX ARTICULATORS AT ONE SIGHT

Technical Data Chart	Non Arcon-Design			Arcon-Design	
	Artex BN	Artex CN	Artex CT	Artex CPR	Artex CR
SCI (Sagittal condylar inclination)	35°	35°	-15° to +60°	-20° to +60°	-20° to +60°
Bennett-angle (HCI)	15°	0° to +20°	0° to +20°	-5° to +30°	-5° to +30°
Protrusion	-	-	-	-	0 to 6mm
Retrusion	-	-	-	0 to 2 mm	0 to 2 mm
ISS (Immediate Sideshift)	-	-	-	-	0 to 1.5 mm (per side)
Distraction	-	-	-	0 to 3 mm	0 to 3 mm
Centric design	Centric click	Centric click	Centric click	Centric lever for semi-axes	Centric lever for semi-axes
Upper and lower articulator arms prevented from coming apart inadvertently in open centric by:	Centric plate	Centric plate	Centric plate	Arcon-Clip	Arcon-Clip
Arbitrary pins for direct transfer with Artex facebow	no	no	yes	yes	yes



The high precision of the Artex articulators ensuring a perfect receptor fit in the patient's mouth has been impressively confirmed by a scientific study conducted at Tuft's University, Boston, MA, USA. All 4 Artex articulators (classic-version) have smaller dimensional deviations than comparable competitors.

Source: "Determining the accuracy of articulator interchangeability and hinge axis reproducibility", Panayiota Hatzl (DDS, MS), Philip Millstein (DMD, MS), Alvaro Maya (DMD, MSD) - School of Dental Medicine, Tufts University, Boston, Mass. Publishing: J Prosthet Dent 2001, 85:236-45

artex® articulators

IN NON-ARCON DESIGN

A feature of Artex articulators in non-Arcon design is their reliable and easy handling. In contrast to Arcon design articulators, the condylar ball is in the upper member of the articulator and the condylar guidance surface is in the lower member. The anatomy of the patient is thus "turned on its head", whereby upper and lower members of non-Arcon articulators form a single unit, even with opened centric.

artex® bn

NON-ARCON BASE DEVICE



- _ Precise functional components made from aluminium and stainless steel
- _ Integrated magnetic mounting plate system
- _ Fixed condyle with a 19 mm path radius
- _ Fixed average sagittal condylar path inclination of 35°
- _ Fixed Bennett angle of 15°
- _ "Click" - quick centric lock

artex® cn

NON-ARCON BASE DEVICE



- _ Simple and pleasant handling
- _ 3 working positions, no tipping over
- _ "Click" - centric quick lock
- _ Fixed average condyle track inclination at 35°
- _ Bennett angle adjustable from 0 to 20°

artex® ct

NON-ARCON BASE DEVICE



- _ Partially adjustable non-Arcon articulator
- _ Adjustable inclination of the condyle track inclination from -15° to 60°
- _ Bennett angle adjustable from 0 to 20°
- _ "Click" - centric quick lock
- _ Arbitrary pins for face bow adaptation

IN ARCON DESIGN

Artex articulators in Arcon design based on the human anatomy. The condylar balls are therefore in the lower member of the articulator and condylar guidance surface in the upper member. The condylar guidance elements can be adjusted using individual positioning registrations.

THE ARCON BASE DEVICE



- _ Semi-adjustable Arcon articulator with 3 non-tip working positions
- _ High-precision and robust centric quick lock via mechanically guided semi axis
- _ Arbitrary pins for direct transfer with the Artex facebow
- _ Adjustable inclination of the condyle track inclination from -20° to $+60^{\circ}$
- _ Distraction permitting release of compressed mandibular joints from 0 to 3 mm
- _ Arcon clip prevents separation of upper and lower articulator parts while centric is open
- _ Bennett angle adjustable from -5° to $+30^{\circ}$
- _ Infinitely variable retrusion, can be set from 0 to 2 mm

MODEL MANAGEMENT ARTICULATOR AND UNIVERSAL DIAGNOSIS AND THERAPY DEVICE



- _ Provides comprehensive adjustment possibilities to reproduce the patient's clearance and movement dynamics
- _ Fully adjustable Artex Carbon articulator offering the following additional functions:
 - _ Variable sideshift function for transversal clearance, adjustable from 0 to 1.5 mm (for each side)
 - _ Variable protrusion, adjustable from 0 to 6 mm
 - _ Variable retrusion, adjustable from 0 to 2 mm
- _ Distraction permitting release of compressed mandibular joints from 0 to 3 mm
- _ Ideal for model analysis, splint manufacture and correction
- _ Adjustable inclination of the condyle track inclination from -20° to $+60^{\circ}$
- _ Bennett angle adjustable from -5° to $+30^{\circ}$

PRECISELY INTERCHANGE ARTEX ARTICULATORS

All Artex articulators can be adjusted to uniformity of design using the Splitex key and Splitex plate set. The magnetic plate system is used for metric interchangeability. The precision of calibration is such that deviations are brought down to below 10 µm. This means that models can be mounted and changed with precision on any calibrated Artex.

Adjustability of the Artex articulators greatly simplifies model transfer between the practice and laboratory. Where both parties have a calibrated articulator, then only the models need to be transported, and not the complete articulator. Not only does this protect the articulator against handling problems, it also saves on postal charges.



- _ Highly precise interchangeability of Artex articulators thanks to tolerances below 10 µm**
- _ Saves articulators and increases their profitability**
- _ Simplifies dispatch (only the model) and increases the information flow**
- _ Splitex Counter plates prevent the risk of poor fit caused by plaster expansion and guarantee quick, precise adaptation to Splitex metal plates**



Splitex-keys



Splitex counter-plates in black or white




Splitex plate set for the carbon version


SPLITEX CALIBRATION




1 Remove model plates, magnets and magnet holders from the upper and lower parts of the Artex articulator



2 Replace the magnet holders by the mounting plates and secure them with screws in the upper and lower parts of the Artex articulator



3 Screw down the Splitex TOP plate on the upper part of the Artex articulator



4 Insert the Splitex magnet holder and magnet into the TOP plate



5 Insulate the carbon surface in the area of the adhesive plate by applying a thin layer of petroleum jelly



6 Screw down the adhesive plate onto the lower part of the Artex articulator



7 Place the Artex articulator upside down and put Splitex key in place



8 Put Splitex mandibular adjustment plate on top of the key



9 Apply two strands of glue near the center of the Splitex plate



10 Close the Artex articulator and let the glue dry



11 Calibrate further Artex articulators using the Splitex key for metric commonality



12 Models can be transferred from one calibrated Artex articulator to the next as every dental technician and every dentist has his or her own Artex articulator

PROTECTS THE POSTERIOR TEETH AND GUARANTEES CORRECT INCISAL GUIDANCE

The Artex incisal guidance is used for fabricating functional anterior restorations, as correct incisal function is the prerequisite for a durable posterior restoration and preserving the residual posterior teeth. The incisal-canine guidance can be determined using the diagnostic models before grinding the teeth and transferred to settings of the customised incisal guidance unit.

Customised incisal guidance has been integrated in the Ceramill CAD/CAM system without limitations and is an integral component of the Ceramill Artex virtual articulator.



- _ Reproduces the incisal guidance of the patient**
- _ Guarantees correct incisal function and protects the posterior teeth against overloading**
- _ Avoids ceramic fractures due to overloading**
- _ Also practical for setting up guidance with posterior restorations**
- _ Avoids excessive grinding**
- _ Component of the Ceramill Artex virtual articulator**



Setting the customised incisal-canine guidance with diagnostic models - the posterior teeth disocclude




Prepared anterior with applied customised incisal-canine guidance



Customised incisal guidance table in the Ceramill Artex. The virtual and analogue techniques are identical

THE FUNCTIONAL INTERFACE BETWEEN MANUAL AND DIGITAL DENTAL TECHNOLOGY

With manual production of dental prosthesis working with the articulator is standard for dental laboratories. In order to achieve the same quality of the works virtually, it is only logical and consistent to enable this by means of a CAD-CAM system. The virtual articulator "Ceramill Artex" serves as a bridge between manual and digital techniques: The model pair in the Artex articulator is transferred to the Map400-scanner while holding the same Artex mode by means of the Ceramill transferkit; it is subsequently scanned-in in the appropriate proportion. The movement options of the Artex CR are thus synchronised digitally and manually. Interfering structures can already be removed, reducing time-consuming grinding in at the chairside to a minimum.



- _Virtual Artex CR for speedy entry into the digital world**
- _The virtual articulator offers the same functional scope as compared to the real Artex CR**
- _Ceramill transfer kit guarantees loss-free transfer of patient data to the scanner**
- _The calculation of the fully anatomical construction is dynamic and static under consideration of the antagonists and the adjusted values of the articulator**
- _Space for the porcelain built-up is automatically foreseen during the construction**



Models in the real Artex CR



Model in the Artex Fixator







Adjustment modes at the virtual Artex CR

More about Ceramill Artex at
www.amanngirrbach.com/downloads



MODEL FABRICATION

 giroform® system	22
 noflame® plus	31
 smartwax® duo	32
 alpenrock	33
STONES	34

OVERCOMES PLASTER EXPANSION -
EASILY QUICKLY AND PRECISELY



The fitting accuracy of dental prostheses is largely dependent on the precision of the models. Yet this is the very area in which the natural expansion of the plaster constitutes the greatest source of error. The effects of plaster expansion are evident in the patient's mouth in problems with the fit of prosthetic work, such as tension areas. Giroform outsmarts the plaster expansion of the jaw segment, thus providing a true model of the patient's mouth. The Giroform System provides dental technology with a perfect and high-precision model making system on the market. By employing standardized and optimized procedures Giroform guarantees permanent and reproducible quality.

MODEL FABRICATION SYSTEM COMPONENTS

giroform® pin drill

Fabricate precision models precisely, easily and quickly.



giroform® base plates

Dimensionally stable plastic plates for impression-taking and overcoming plaster expansion.



giroform® secondary plates

Torsion-resistant and reusable splitcast plate with magnet.



giroform® duplicating flask

Model die duplication of individual segments.



FABRICATE PRECISION MODELS PRECISELY, EASILY AND QUICKLY

The pin drill allows precise, fast and safe determination of the desired drill position.

Drilling starts at the press of a button. The plate holder is fastened magnetically, securing the drill position.

In order to guarantee pin friction, identical, smooth-faced and regular holes are drilled into the Giroform base plate. The precise drill guide also enables uniform drilling depth. These specific characteristics of the Giroform pin drill guarantee precise, fast and cost-effective model manufacture.



- _ Laser beam for easy drill positioning**
- _ Plate holder smoothly adjustable thus ensuring safe and fast operation**
- _ Plate holder is secured magnetically and automatically when drilling starts**
- _ Automatic drill advance guarantees identical boreholes in the plates (0.5 seconds per drill cycle)**
- _ Ergonomically positioned tip-on buttons for a high degree of operating convenience and easy activation of drilling**
- _ Guide grooves ensure easy drill change**
- _ Universal plate holder for all sizes and shapes of Giroform baseplates with anti-rotation protection**



Strong, practical and aesthetic - stainless steel housing



Laser beam for easy drill positioning



Plate holder is secured magnetically and automatically when drilling starts

DIMENSIONALLY STABLE PLASTIC PLATES FOR MODEL FABRICATION WITHOUT PLASTER EXPANSION

Using the Giroform base plate means that the model is already half finished. The base plate is expansion-resistant, saves one working step and prevents plaster expansion.

Prior to using the plaster, the pinhole is set into the base plate, recording the position of the individual segment.

The high-precision homogenous plate material provides for smooth drill holes and guarantees precise pin guidance.

The flat surface of the base plate enables simple control of the segment position via an easily recognizable light gap. Cost-effectiveness is further increased by the possibility to re-use the base plate and the retention disc.

Saves working time (base plaster, sleeves and moulds). Base plate ready-to-use and available in three sizesn

- L for standard cases
- XL for exceptionally large arches
- Quadrant for sectional impressions

Multiple-use of premium plates for opposite models and classic plates
three drill holes for pin fixing if working without a metal disc

Cost savings
low-priced reusable metal discs for classic base plates

Split cast checked for scientifically verified geometry
triangular split cast with wedge tapering to centre

Screw fitting no longer required saving time
premium base plates incl. metal discs

Labels in diagram: quadrant, large, X-ray type

- _ Using the Giroform base plate means that the model is already half finished
- _ Inherently stable base plate instead of the risk of secondary plaster expansion due to base plaster
- _ Plate material and the plate strength provide for precise pin guidance
- _ Only minimal amounts of dental arch plaster required
- _ Flat base plate surface enables individual segment monitoring at a glance
- _ Inclined rear surface facilitates insertion in the plate holder and model removal from the articulator
- _ Base plate can be re-used for opposing model



Individual segments checked at a glance. Plane surface of the base plate



Multiple usage of used baseplates for opposing dentition models and unscrewed metal plates as retention discs for diagnostic models



Slanting facilitates insertion in drill plate holder and removal from articulator

OVERCOMING PLASTER EXPANSION

UNDESIRABLE PLASTER EXPANSION IN MAKING THE MODEL:



1 The patient's original mouth position



2 The tooth arch following plaster expansion



3 By superimposing the original and the expanded tooth arch, the deviation is clearly shown

HOW DOES GIROFORM SOLVE THIS CHALLENGE?

Defeat expansion with Giroform
= Eliminate tensions from prosthetic work



4 The pin positions are chosen taking this cast into account. By drilling the pin-holes, there is secure and immovable patient-analogous transfer to the dimensionally-stable Giroform Plate. The pin-holes ensure that the positional information is now stored. The Giroform Base Plate serves as a kind of memory stick



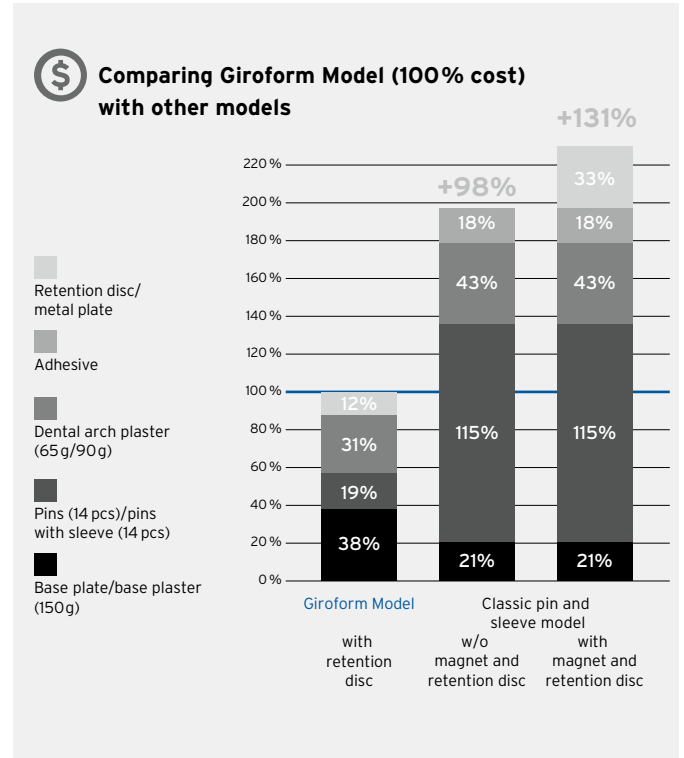
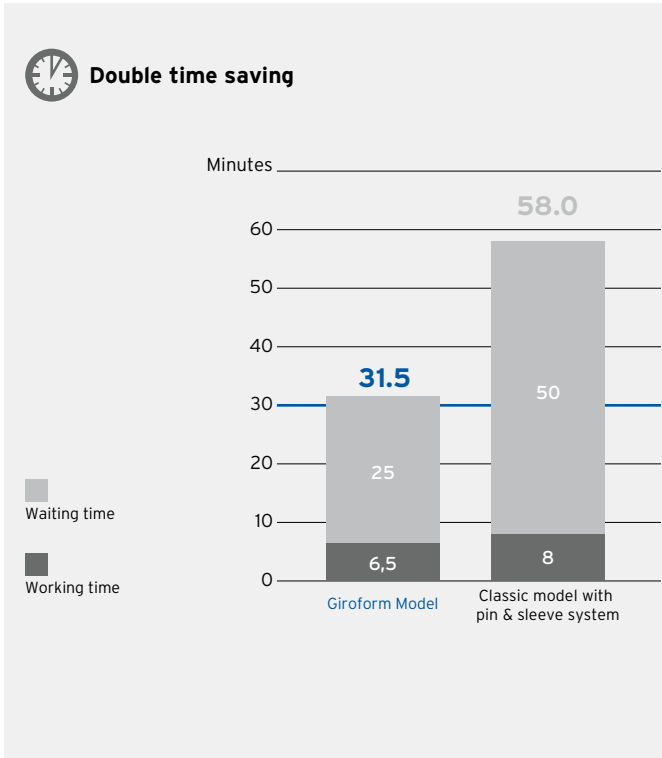
5 The cast plaster tooth arch is removed from the base plate after 30 minutes - i.e. before the onset of plaster expansion. This allows the tooth arch to expand freely. However, after this it no longer matches the drilled original information on the Giroform Plate



6 After sawing or separating the tooth arch, the pins again fit into the drill-holes. The cut section serves as an expansion joint to accommodate the expansion, which is now restricted to just the individual segments, thus no longer causing distortion of the tooth arch. The segmented model therefore offers a precision basis for perfectly-fitting work

THE SYSTEM WHICH SAVES DOUBLE THE TIME

THE SYSTEM THAT SAVES TIME AND MATERIAL



MODEL FABRICATION

- _ The actual time required to make the model is just 6-7 minutes
- _ The base is manufactured
- _ The model can be worked on after only 40 minutes

- _ The amount of plaster needed is reduced due to blocking out the impression with Giroform putty
- _ The metal disc is already fixed into the premium base plate
- _ Multiple use of base plates, secondary plates and metal discs
- _ Base plaster no longer required
- _ The base plate is cheaper than the base plaster
- _ No adhesives, guide sleeves or shell moulds required

FROM THE IMPRESSION TO THE FINISHED, HIGH-PRECISION GIROFORM MODEL AND APPLICATION IN THE ARTEX* ARTICULATOR

MODEL FABRICATION



1 Trim the impression (working model)




2 The impression is fixed onto the impression carrier with Giroform - putty, align the impression and putty insulation is trimmed



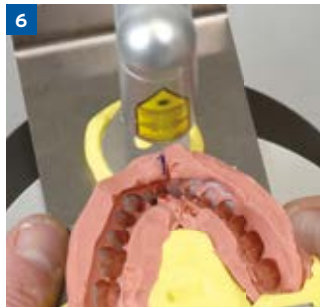
3 With the Giroform base plate inserted, the impression carrier is attached to the plate holder



4 Position drilling hole with the aid of the laser beam and initiate drilling procedure



5 When the Giroform pins have been inserted into the drilled holes, the base plate is put aside for later use. (Important when multiple models are produced)



6 Trimmed impression of the opposing jaw on impression carrier, while the holes for the 8 pins are drilled for the counter bite



7 Mark out the selected drilling hole on used base plate (multiple usages)



8 Used plate with drilled holes and pins for opposite bite



9 Smartbox - push button for water and plaster powder dosage



10 Smartmix mixes the dental arch plaster



11 Upper and lower jaw prior to stone pour in each case with pinned bases



12 Fill the alpenrock eliminating any voids into the impression model - only to the top of the putty insulation

*Method can be used for patients with optimally functioning pre-condition



13 After 30 minutes, the dental arch is detached from the base plate



14 Partition/saw tooth arch into segments (Tip: in order not to damage the tooth arch, first separate the tooth arch in the middle)



15 Giroform model pair



16 At the dental lab, the transfer table is placed in the articulator or the special mounting articulator used as a plastering device



17 Artex CR with inserted upper jaw model



18 Giroform-Models were articulated in static occlusion using a face bow registration



19 Mark out the grinding facets on the occlusion with a pencil



20 Reduce the master model for height analysis. Remove all segments up to the neighbouring teeth from the model



21 Open the side shift setting screw to open the ISS. Set the anterior guidance pin out of contact



22 To determine the height the antagonists are put into their deepest position alongside one another. Articulator centric is open



23 Re-insert the other segments and remove the segments that determine the height. Use articulating film to mark out and adjust any premature contacts - with the centric articulator relation closed



24 Check the dynamic occlusion - lateral motion. Are the abrasion facets on the teeth close to the restoration area providing guidance now?

FABRICATE PRECISION MODELS ECONOMICALLY AND QUICKLY

giroform® secondary plate



STABILITY AND COMFORT

- _ Split cast check enables passive (non-magnetic) precision fit to the base plate
- _ The balanced magnetic force and high material strength prevent deformation
- _ The retention pattern on the rear has been optimized to provide excellent grip for the plaster during insertion in the articulator but also its easy removal after use

giroform® quadrant plate



STRAIGHTFORWARD AND VERSATILE

- _ The standardized plate size is ideally suited to partial impressions - both left or right quadrant casts. No more trimming or grinding required
- _ Drill holes for pins can be positioned at underside and will thereby facilitating insertion, casting and removal from the articulator
- _ The Vertex® adapter enables direct connection to Vertex® articulators
- _ Also adaptable with the Orbix system with minor alteration

giroform® duplicating flask



PRECISE AND ECONOMICALLY PRICED

- _ Precision brass pin
- _ With smooth finish on tapered section for accurate fit in base plate hole
- _ With active retention area for perfect grip in dental arch plaster
- _ Reasonably priced

THE “ELECTRIC BUNSEN BURNER”

With the Noflame Plus (unit) it is no longer necessary to use conventional Bunsen burners or alcohol/gas burners when waxing up. The waxing up instrument is heated in the coil opening by induction in a matter of seconds using minimum energy consumption. This excludes carbon collecting on the waxing up instrument or in the sculpting wax. Standard waxing up instruments can be used.



- _ Mobile and immediately operational, no gas required**
- _ Handling as usual, no adjustment required**
- _ Eliminates the risks of getting burned or causing fire**
- _ No heat emission into the environment; does not consume oxygen**
- _ Clean, i. e. no soot particles on instrument and/or material**
- _ Saves 75 % of energy expenses; saves the environment**
- _ Ideal conditions, to be used even at the dental office**



Within seconds, the modelling instrument is heated in the coil opening



Replaceable protective caps keep the coil opening clean

EFFICIENT MODELING STATION FOR WORKING WITH TWO HANDPIECES

MODEL FABRICATION

This unit is suitable for all kinds of modeling and wax-up work and is unbeatable in combination with the Waxjet when making full dentures. For each handpiece, 3 different temperatures within the range of 50-220°C / 122-428°F can be programmed and simply switched over. This improves the soft and above all stress-free treatment of the various types of waxes.

In doing so, the excellent thermal conductivity of the instrument alloy used for the probes (more than 20 times the thermal conductivity of stainless steel) plays an important role as well.



- _ Duo-option, i.e. two different handpieces are ready for use at the same time**
- _ 3 individually programmable temperatures for each handpiece**
- _ Simple and safe exchange mechanism of the modeling tips**
- _ Fast operational and heated instruments**
- _ Anti-twist cables that are insensitive to heat**
- _ Gold plated copper tips for better heat conductivity**



Change of probes without the risk of burns - snap on, snap off



Simple adjustment of individual working temperature



Waxjet available as an optional device

THE NEW GENERATION OF SUPER-HARD PLASTER WITH OPTIMAL PROCESSING PROPERTIES

This new generation of class-4 super-hard plaster is highly suitable for the manufacturing of tooth arches, single stumps and control models. Processing and expansion properties perfectly match Giroform model production processes.



Gold



Pastel



Saffron



Grey

- _ Expansion properties (hardening expansion of only 0.08%) perfectly match Giroform model production**
- _ Splinter-free processing and high pressure-resistance**
- _ Easy pouring due to shaker effect**
- _ Stable without shaker effect (thixotrop)**
- _ Comfortable processing through snap-set**
- _ Extremely long 7-minute processing period**
- _ Rapid completion of hardening after 12 minutes**
- _ Rapid final hardness after 35 minutes**
- _ Possible to scan, e.g. for strip light scanners such as the Ceramill Map**



Four colours: pastel, saffron, gold, grey (see illustration above)



4kg bag - economical storage-stable package size




Easy to handle

STONES

ALL STONES AT ONE SIGHT

Technical/physical data:



Application	Plaster for sectioned and master models	Base plaster hard	Base plaster liquid	Plaster for sectioned and master models	Dental arch, precision sectioned models	High-strength dental stone	High-strength dental stone	Plaster for full denture prosthetics
Product	Alpenrock High-strength dental stone 	Girobase Base plaster	Girobase Base plaster	Girostone American high-strength dental stone	Girocko Synthetic high-strength dental stone	Girodur Synthetic Superstone	Artifix Synthetic plaste	Giroplast Synthetic high-strength dental stone
Class	4	4	4	4	4	4	3	3
Colour	gold, pastel, saffron, grey	white	blue	rosé, pastel, yellow	gold, grey	white	white	green, blue, white
Mixing ratio (Powder : Water)	100 : 20	100 : 25	100 : 23-25	100 : 22	100 : 20	100 : 23	100 : 30	100 : 30
Sprinkling time (s)	15	15	15	15	10-20	15	15	15
Soaking time (s)	30	30	30	30	10-20	30	30	30
Mixing time in vacuum (s)	30	30	30	40	30	30	30	30
Working time (min)	7	2	5	4	5-6	5	3	4
Setting time (min)	12	4-6	10	7	12	10	4	10
Remove from the impression (min)	35	30-45	45	45	40	25	-	30-45
Linear setting expansion								
after 2 h	0.08	0.05	0.06	0.11	0.10	0.10	0.03	< 0.20
after 24 h		0.07	0.08					
Compression strength EN 26873 (MPa)	59	< 30	< 50	60	> 60	< 50	20	30
Hardness (MPa)	262	120	150	180	> 250	< 150	50	80
Bending tensile strength (MPa)	12			12	8	7	5	
Content (kg)	20 (5x4)	20	20	20	20 (5x4)	20	20	20
Order no.	711110 711120 711130 711140	711240	711250	711021 711022 711023	711160 711161 711170 711171	711105	711217	711040 711050 711060

DOSING, MIXING, CLEANING

≡ smartbox X2	36
≡ smartmix X3	38
≡ af350	39

PLASTER CANNOT BE SIFTED MORE EFFICIENTLY

Weighing and mixing plaster and water by hand is too imprecise and time-consuming by the high standards of the dental laboratory. Aside from ensuring a consistent high degree of dosage precision, the Smartbox is easy to operate and pays for itself within a few months. Using the new dosage technology, the plaster is sprinkled very finely into the mixing beaker, which noticeably increases the homogeneity of the mixture.

DOSING, MIXING, CLEANING



- _ Time, material and plaster savings of 20 to 25%**
- _ Finely sprinkled plaster using the new patented plaster dosage technology**
- _ Multifunctional turn/ push button for simple and quick programming and programme selection**
- _ Easy operation - error-free working for everyone**
- _ Reproducible mixing ratio at the push of a button, accurate to within a gram**
- _ Integrated scales automatically measure the dosage or for manual weighing**
- _ Enables clean and dust free operation**



Easy to fill the silo at the machine



One switch for everything - multi-functional dial / button



Fine plaster curtain due to new dosage technology

PERFECT MIXTURE RESULTS THANKS TO PATENTED MIXING BLADE GEOMETRY AND AMAZINGLY SIMPLE OPERATING CONCEPT

The universal and future-proof vacuum-mixing machine with the amazingly simple operating concept. When processing homogeneous plaster, investment material or paste silicon and impression material, the Smartmix vacuum-mixing machine is an indispensable and productive piece of equipment.



- _ Multi-functional dial / button for quick and easy programme selection and programming**
- _ Homogeneous and consistent, reproducible mixtures with optimum parameters**
- _ Quick access to all mixing parameter: Mixing duration, speed, direction of rotation, interval times, pre-mixing, pre-vacuum, post-vacuum and program name**
- _ Space saving, can be used as a free-standing or wall unit**

Smartmix mixing beaker

The patented mixing blade geometry of the Smartmix mixing beaker ensures optimal mixing results in all areas of application. By means of both horizontal and vertical revolution of the materials to be mixed, perfect homogeneity of mixture results is achieved



Rounded beaker base for easy cleaning



Patented mixing apparatus geometry, mixing speed up to 550 U/min



Post-vacuum-function

UNIVERSAL STEAM CLEANER

The Steamer X3 is a high-quality, universal steam cleaner for cleaning small objects such as metal frameworks and dies as well as articulators or instruments. The Steamer X3 has an integrated stainless steel tank and cleans efficiently and reliably using 4 bar at 140 °C. The Steamer X3 can be used as a freestanding or wall unit.

DOSING, MIXING, CLEANING



- _ Large capacity tank - 3.7 litres**
- _ High-end components offer maximum reliability and productivity**
- _ Clear function display, e.g. the minimum water quantity**
- _ Rust-proof tank provides extended lifespan**
- _ Smooth, rounded surfaces for easy cleaning**
- _ Drain valve positioned at the very bottom guarantees complete rinsing of limescale deposits in the tank**
- _ Floor mounted or wall mounted**



Steamer X3 is filled without funnel



The ergonomic hand piece is always within reach



Sealing lid without vulnerable pressure control valve

PRECISION MILLING UNIT FOR SURVEYING, BLOCKING OUT, MILLING

Stable precision milling device on solid vertical column with ball thread and playless, smooth, double-jointed arm. Milling head with micrometer screw for accurate adjustment of vertical drillings. Integrated control for micromotor, magnetic table with modular design and light connections. Micromotor can be replaced by optional analyzing rod for surveying or block out set for blocking out.



- _ Quick and easy fixing of the double-joint arm with one hand
- _ Automatic retraction of the articulated arm via memory function
- _ Model table can be magnetically fixed in its position automatically by pressing one button
- _ It is possible to fix the model table MT3 at the push of a button in any angle with the patented fixing mechanism
- _ Spring pressure arm resistance for vertical manoeuvrability
- _ Shadow-free illumination with the LED double light fixture
- _ Upgradable to an undercut and surveying machine (optional)

Blockout Upgrade Kit AF350 adjustable for blocking out and surveying

Delivery volume:

- _ Blockout set
- _ Marker
- _ Adapter cord, adjustable



Blockout set



Marker



Adapter cord, adjustable



The background of the page is a solid dark grey. On the left side, there are several overlapping, curved bands of a lighter grey color, creating a layered, architectural effect. A white rectangular box is positioned in the center-right area, containing the text 'ORDER INFORMATION'.

ORDER INFORMATION



Artex Typ CN



Artex Typ CT



Artex Typ CPR



Artex Typ CR



Artex Typ BN

Artex Articulators

217310	Artex Typ CN	
217320	Artex Typ CT	
218750	Artex Typ CPR	
218760	Artex Typ CR	
217360	Artex Typ BN	
218730	Artex Arcon clip	
217330	Modell plate blue (pair)	
217331	Modell plate blue	50 pcs.
215250	Retention Disks	100 pcs.
299991	Individual engraving on Artex	
217333	Support pin C screwable	



Dentist Kit

Free choosable Artex articulator, Splitex Plate Set, Artex Facebow, Splitex Transfer Stand

217310, 217320, 218750, 218760	Artex (CN, CT, CPR, CR)
216100C	Splitex Plate Set
218600	Artex Facebow
216240	Splitex Transfer Stand



Dentist Mini Kit

Artex Facebow, Splitex Transfer Stand

218600	Artex Facebow
216240	Splitex Transfer Stand



Technician Kit

Free choosable Artex articulator, Splitex Plate Set, Counter Plates, Retention Disk, Splitex Key

217310, 217320, 218750, 218760	Artex (CN, CT, CPR, CR)	
216100C	Splitex Plate Set	
216235	Counter Plates	100 pcs.
216150	Retention Disks	
216010C	Splitex key	





Splitex Keys

216010C	Splitex key for Artex, 126 mm, C-Version
216010	Splitex key for Artex, 116 mm
216011	Splitex Spacer Plate +10 mm (required for new serial 126mm)




Plate Set, C-Version



Mounting tool

Splitex Disc Set

216100C	1 - 6 Splitex Plate Set, C-Version	
216100	Splitex Plate Set (without picture)	
216110C	1 Splitex Base Plate (TOP) without magnet	
216120C	2 Splitex Adjust. Plate mandibular without magnet	
216160	3 1 Magnet Removal Pin	2/pkg.
216150	4 2 Retention Disks	100/pkg.
216111C	5 2 Splitex Magnet	
216112C	6 Assembly wrench	
216170	Splitex Screws max./mand.	2/pkg.
216140	Splitex Magnets	6 pcs.
216113C	7 Mounting tool for magnetic holder	

Splitex Counter Plate

The shock-resistant plastic material reliably adapts the Splitex plinth plate without distortion. Both plates are suitable for multiple use. The Premium quality (white) offers a higher accuracy (< 10 µm).

- _ Always available for quick, precise adaptation at the plinth plate
- _ Prevents the risk of ill fit since no plaster expansion takes place
- _ Tight, even model fixation, but nevertheless allowing safe removal and reposition

216230	Premium white	10/pkg.
216235	Classic black	100/pkg.
216150	Retention Disks, Ø 36.5 x 1.5 for Splitex	100/pkg.





Technical Data


Dimension: 160 x 160 x 160 mm
 Weight: 700g
 Finish: Aluminium anodize

Artex/Splitex Mounting Articulator

The mounting articulator is not used as an articulator, but can be understood as a device which protects this precision instrument. Since models can be freely exchanged between similarly-calibrated articulators, they do not need to be transported in the articulator but can be transferred using mounting articulators which are similarly calibrated to the same model settings.

- _Safeguards articulators against water and plaster dirt
- _Compatible with all types of facebow and transfer systems
- _Centric and vertical height are fixed using rigid hinge axis/incisal pins
- _Easy removal of the models due to a detachable magnet in the upper frame


216020	Splitex Mounting Articulator	
216020C	Splitex Mounting Articulator, 126 mm Carbon-Version	
216021	O-Ring for head support	
216030C	Anterior guidance pin 126 mm C-Version	



Splitex Master Platform Set (1 to 3 parts)

For the production of Splitex Counter plates made from surplus stone. Magnetically connects to the Splitex plates.

216200	1 Set, 3-parts	
216150	2 Retention Disk	100/pkg.
216211	3 Master platform set	
216220	4 Rubber frames for socket	3/pkg.
216205	2 - 4 Set, 1-part	
216141	1 Magnet (built-in)	
216221	Rubber frame for socket, low-level	



Splitex Mounting Glue

For the controlled fixing of the mandibular adjustment plate in the articulator. Creates the smallest gap width possible, no shrinkage, safe adhesion.

- _Economical, easy to use, and removable for renewed adjustment

513110	1 50 ml Mounting Glue / Loctite	
513120	2 150 ml Cleaner for Glued Areas	



Artex Separating Spray

Silicone-based separating spray for Metal, Stone, keeps Articulator and model plates clean.

743040	400ml	
--------	-------	--



Artex-Modell Plate

Artex model plates enable easy and quick retaining due to integrated magnets in the upper and lower part of the Articulator. Suited for multiple use.

217330	Modell plate blue (pair)	
217331	Modell plate blue (pair)	50/pkg.
215250	Retention Disks	100/pkg.





Dr. Behrend Type Clinometer

Adjustable Perspex® shield furnished with several vertical lines and two horizontal lines, for transferring physiognomic esthetic parameters. Once adjusted to the facebow, the horizontal lines can be aligned to match the eyes and the line of the anterior teeth, using the rotary control. The tooth position as determined is represented as an angle, and can be transferred to the articulator in the laboratory to recreate the position of the anterior teeth.

- _Determines asymmetries and compensates them during set-up
- _Supplies the technician with important esthetic information
- _Helps to prevent remakes, improves function and esthetics



219960C ❶ "Operator" Clinometer

219950 ❷ "Laboratory" Clinometer

218110C Pin holder

217131 Cranked pin for Artex



Centrofix according to Dr. Lüth

Intra-oral centric registration with vertically adjustable tracing ball: Corrects the vertical distance during registration and locks the determined centric position without plaster by means of an adjustable clamp. German Patent 4014975, US Patent 5.188.529.

- _Time-tested support pin methodology - safe functional results
- _All relevant information in one session: moulding, jaw relation/ vertical distance, axial relation, aesthetics template
- _Stable and reliable registrations and information for your lab



242700 ❶ - ❾

242710 ❶ Writing board broad

242720 ❷ Writing board narrow

242740 ❸ Pin carrier

242750 ❹ Tracing ball long

242751 ❺ Tracing ball short

242760 ❻ Adjustable clamp

242780 ❼ Cross

242790 ❸ Combination wrench

242810 ❾ Copper writing platelets

242820 ❿ Spirit level

242830 ⓫ Distance piece (plastic hose)



Artex Set-Up Index Key for the maxilla

This facilitates average-value alignment of the edentulous maxilla at the remaining anatomical fold in the throat. The vertical adjustment of the support fork and the reciprocal bar facilitate improved individual positioning of the model.

- _ Semi-individual positioning in the articulator without facebow
- _ Basic version with screw thread, or conversion plate for the Splitex System

216255C	incl. thread (Thread version) for Carbon-Version
216180	Splitex-Alteration plate



Artex Set-Up Index Key for the mandible

Fundamental scale for average-value alignment of the edentulous mandible model at the symphysis and retromolar pads.

217700	1 with thread
217700C	2 126 mm for Carbon-Version
216250	with Splitex adaption plate
216250C	Setup index key with Splitex, 126 mm for Carbon-Version



Artex Set-Up Templates

Guide for set-up of full dentures according to the Spee/Wilson occlusion curve. The horizontally and vertically adjustable device with occlusal plane indicator and adjustable inclination supports the different templates.

- _ Flat template for average-value mounting of dentulous models
- _ 4 radius for adjustment to different tooth/set-up concepts
- _ Screw or magnet version, to be ordered separately or as a set

217730	Setup template, "thread"	
217730C	2 Template holder, thread for Carbon-Version	
217740	Template flat	
217741	Template R 100	
217742	Template R 125	
217744	Template R 140	
217746	Template R 160	
217749C	1 Artex setting-up template set 6-part, C-Version	
216260	Setup template with Splitex profile	
216260C	3 Template holder with Splitex, 126 mm for Carbon-Version	
216269C	Setting-up template holder with setting-up template set, C-Version	
217702C	Distance piece accessory, screwable	10 mm



Ord.-No.	Spherical cap radius	Molar cusps	Tooth type	Tooth manufacturer
217746	160 mm	30-35°		
217744	140 mm	25-28°	Poly-Star Lux HK, Creapearl 2, Creopal, Bident, Articron	Creation, Merz Dental, De Trey, Lindauer Zähne, Ivoclar, Weithaas, VITA
			Orthognat	
217742	125 mm	15-16°	n, t, k, Odilux	
217741	100 mm	0°	Orthocal	Lindauer Zähne





Artex Anterior Guidance

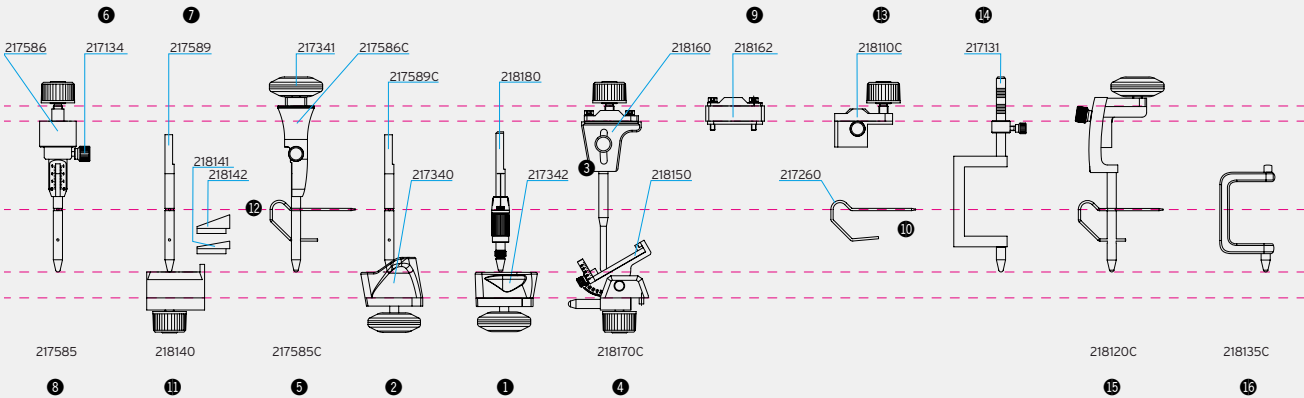
Special accessory which fits in all Artex Articulators, to mechanically individualize/program the anterior area.

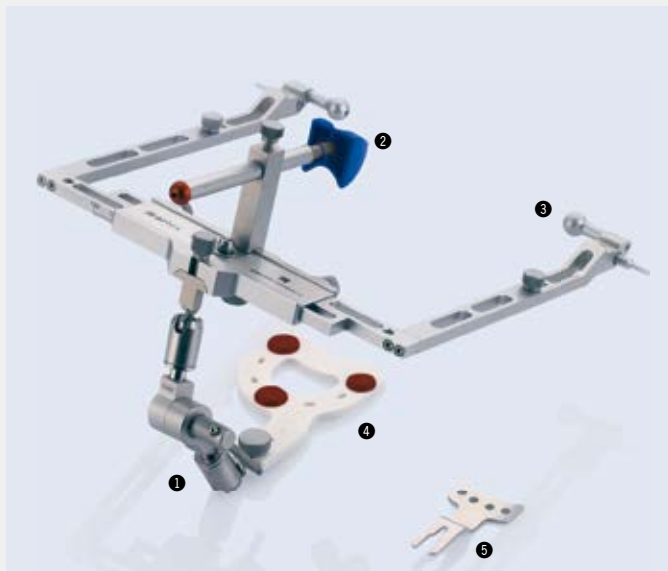
_ **Micrometer pin** to exactly raise/lower the anterior guidance in steps of 1/10 mm

_ **Individual anterior guidance** using radially guided pin with infinitely variable table plate (protrusion 0-40°, laterotrusion 0-70°, turning to right and left)

_ **Cranked pin** provides for unhindered access during anterior set-up and maintains clear sightlines

217586	6	Support pin
217586C		Anterior guidance pin for Carbon-Version
217589	7	Anterior guidance pin
217589C		Anterior guidance pin, C-Version
217585	8	Anterior guidance pin complete
217585C		Anterior guidance pin for Carbon-Version
218170C	4	Individ. anterior guidance, 0-70° protrusion, 0-40° laterotrusion pin, table, adjusting bolt for Carbon-Version
218162	9	Heightener 10 mm for radial pin
218120C	15	Radial pin, C-Version
218135C	16	Radial pin insert, angled
217260	10	Artex Incisal needle
218140	11	Artex Incisal plate incl. 218141, 218142
218141	12	Table adapter 10°
218142	12	Table adapter 20°
217340	2	Plate anatomical for Carbon-Version (40° protrusiv; 30-40° laterotrusiv)
217342	1	Standard incisal plate 0° for Carbon-Version
218110C	13	Pin holder
217131	14	Micrometer pin
218180	3	Micrometer pin Artex





Artex Facebow C€

218600	① - ⑤	
218620	① Joint Support	
218680	② Leipzig Nasion	
218607	③ Porus Buttons "Standard", pair	
217650	④ Artex Quickbite	10/pkg.
217928	⑤ Tray Handle	

Optional accessory:

218609	Porus Buttons long, pair	
218610	Axis-plane Pointer w. screw	
218635	Carrier for Facebow Cadiax compact, pair	
218690	Nasion vertically adjustable	
217650	④ Artex Quickbite	10/pkg.
217928	⑤ Tray Handle	5/pkg.
217611	⑥ Bite fork partial two-pack	2/pkg.



Impression Compound C€

Thermoplastic for facebow registrations and centric bite impressions.

- _Soft plastic condition below 55°C
- _Clear and precise performance without any deformation
- _Quick transition to solid consistency

463450	Impression Compound; 15 bars	115 g pack
--------	------------------------------	------------



Bite Tabs C€

Thermoplastic pellets on self-adhesive foil to cover the metal bite fork for facebow registration.

642150	180 Tabs	
--------	----------	--



Artex Transfer Stand

For safe transport of the facebow registration to the lab. The universal joint with bite fork is removed from the facebow and inserted into the reception of the transfer stand. There, the registration is fixed in plaster. The detachable transfer table safely and unshakeably takes this important patient information to the lab.

218670C	① Transfer Stand with table for carbon version	
216240	② Splitex Transfer Stand complete	





1



2

Artex Transfer Table

The detachable part of the transfer stand, either with screw for model plates or furnished with Splitex magnetic plate. Several transfer tables are necessary in case of short registration intervals (whereas only one facebow and one transfer stand are required).

- _Saves money since only one facebow is sufficient
- _Saves plaster work at the practice but ensures safe transport to the lab

- 217671C 1 Transfer Table for carbon version
- 216270 2 Transfer Table with Splitex Profile



Artex Transfer Jig

Another direct alternative to the transfer stand and to the direct facebow transfer. The universal joint with bite fork is attached to the jig holding the registration in axis relation while fixed at the bottom part of the artex articulator.

- _Direct and safe model transfer without additional steps
- _Reasonable solution at the practice - saves one "plaster cycle"

218631



2

1

Artex Bite Fork Support/Telescoping Legs

Infinitely variable bite fork support (see picture above). The magnetic plinth is compatible with all conventional articulators.

- _Fits all types of articulators, either fixed with screw or magnetically
- _Height adjustment by means of a thread, fine adjustment by telescopes

The telescoping legs are screwed in to support the facebow anteriorly during the direct transfer of the facebow registration into the articulator. A level helps to adjust the facebow horizontally to the table plane.

- 217685 Bite Fork Support
- 217624 1 2 Telescopic Legs 2 + Level



Artex case

- 217991 Artex case with foam rubber padding (without content)



Artex iTero

The Artex iTero model adapter set enables direct transfer of a set of models created from iTero scan data to the Artex Carbon articulator.

- 216310 Artex iTero model adapter (set)



Technical Data
 Dimension: 67 x 35 x 46 mm
 Weight: 157 g



Artex Noplast

Artex Type NK for easy mechanical model fixation without plaster. The freely movable model plate safely holds the model in place according to the conventional method with a model table. With help of female thread screws, bars/joint discs rigidly block the relation, strain-free and distortion-free.

- _ Time-saving interim solution for model analysis/discussion
- _ For the making of individual trays/templates and for orthodontic apparatuses
- _ To check the function of Co-Cr cases on investment models
- _ Spares valuable working articulators if used for interim steps (but it may not, and cannot, replace the model plaster for definite restorations!)

217460	Noplast upgrade kit (OK/UK carrier)
--------	-------------------------------------

217480C	Noplast for Artex Carbon
---------	--------------------------



Spray marker

Green occlusion spray with food-grade ingredients. Develops only little spray-dust, fully water-soluble.

- _ Homogenous spray pattern
- _ Allows for precise dosing
- _ High selectivity

541390	Spray marker green
--------	--------------------

75 ml



❶

Technical Data
 Dimension: 120 x 90 x 110 mm
 Weight: 480g
 Finish: Alluminium anodized

Artigator

For the expert and artistic processing of the "triple-tray technique" by the dental technician. This way allows to directly transfer the impression into the position-safe auxiliary Artigator articulator, regardless of the cranium/axis relation.

- _ Sturdy unit with safe centric and Artex "click" lock
- _ Performs average-value movements as well as immediate sideshift (ISS)
- _ Full frontal access for proper adjustability thanks to the crank pin
- _ Direct segment model in magnetic pin plate
- _ Replaces four work steps with one, saves half the plaster consumption
- _ Quick amortization due to enormous time and material saving

218950	❶ Artigator incl. 2 Base Plates blue
--------	--------------------------------------

Accessory:

218941	❷ Artigator - Base plate blue	50 pcs.
--------	-------------------------------	---------

218933	❸ Artigator base collar
--------	-------------------------

218934	Artigator incisal pin
--------	-----------------------

218935	Artigator Support pin
--------	-----------------------

218931	❹ Artigator pin plates U (upper)
--------	----------------------------------

218932	❹ Artigator pin plates L (lower)
--------	----------------------------------



❷

❸

❹



Technical Data
 Dimension: 250 x 183 x 370 mm
 Weight: 9.6 kg
 Mains supply: 230(100/115)V/0.32W
 Motor speed: 2,800 min⁻¹
 Laser class: 3A < 5mW

Giroform pin drill

176701 Giroform pin drill
Delivery volume: Tungsten carbide burr 176710, Universal plate holder 176713, impression carrier 176733, Tubular socket wrench 176702, holding pin 176703, screw driver for adjustment 176004

176710	Giroform-Tungsten Carbide Burr
176713	Universal plate holder
176733	Giroform-Impression carrier



Giroform Starter Kit

576702	Giroform Starter Kit	
176710	1 Tungsten carbide burr	
176733	2 Impression Carrier 2x	
321070	3 NT-Cutter	
359010	4 Hammer with Aluminium handle	
576450	5 Giroform-Pins	1,000/pkg.
576461	6 Giroform putty Putty	1kg
576710	7 Giroform base plate Premium +	100/pkg.
5767501	8 Giroform secondary plate XL with magnet	5/pkg.
576765	9 Adjustment plate clear	2/pkg.
576950	10 Giroform sleeve "kombi"	
576805	11 Giroform space retainer foil	50/pkg.
815300	12 Arbor band mandrel	2.35 mm
815330	13 Arbor band, grain 120	50/pkg.
990252	14 Timer	



Giroform Base Plates, 100/pkg.

576710	1 Giroform Premium+ L	
576745	Giroform Premium+ XL	
576720	2 Giroform Classic L	
576740	Giroform Classic XL	
576726	3 Giroform Classic L blue	
576765	4 Giroform adjustment plate L	2/pkg.
576766	Giroform adjustment plate XL	2/pkg.



Giroform Secondary Plate

576750	L with Magnet	50/pkg.
576751	XL with Magnet	50/pkg.



Giroform Pins

576450	Giroform Pins	1,000/pkg.
576451	Giroform Pins	10,000/pkg.



Giroform Quadrant Base Plate

Shape retaining acrylic base plate for Quadrant impressions.

576770	Giroform Quadrant base plate	100 pcs.
576771	Giroform adjustment plate for Quadrant	2 pcs.



Giroform Adapter for Vertex®

Adapter for usage in the Giroform base mounting plates in Vertex® single-use articulators.

576790	Giroform adapter for Vertex® articulators	100 pcs.
--------	---	----------

Vertex® is a registered trademark of Dentsply Ceramco



Giroform pin drill

Conical hard metal drill, cutting geometry perfectly matches the Giroform base plate material.

_Short chips smooth cladding

176710		
--------	--	--



Giroform Putty

Silicone putty for placing and blocking the mould on the mould carrier, saves plaster as well as subsequent trimming and grinding, pleasant lemon fragrance.

_Great time-savings as a result of quick blocking

_Multifunctional

576461	Tub	1 kg
576465	Bucket	5 kg



Giroform Magnets and Sockets

Magnet Ø 31.9 x 6 mm, including socket and retention disc. Allowing removal of the model and reposition in the articulator. Independent system use.

512511	Magnetic plates Ø 20 x 6 mm	100/pkg.
512512	Sockets Ø 25 x 7.5 mm	100/pkg.





Giroform magnetic discs

- ❶ Edged, Ø 31.9 x 1.5 mm for universal usage,
- ❷ Stainless steel flat, edged Ø 36.5 x 1.5 mm for Splitex counter plates
- ❸ Ø 25 x 1.0 centric bore and M3-countersunk screw for Giroform Classic base plates


215660	❶ Retention discs cranked Ø 31.9 x 1.5	100/pkg.
216150	❷ Retention discs stainless steel Ø 36.5 x 1.5 for Splitex	100/pkg.
576716	❸ M3-Retention discs for Giroform Classic Ø 25 x 1.0 incl. screws	100/pkg.



Giroform Space retainer foil

Provides enough space for pins and magnet. Stabilizes the base plate in the area of the splitcast profile.

576805	Giroform Space retainer foil	50/pkg.
--------	------------------------------	---------



Giroform Base Collar

Used Giroform Base Plates which have already been drilled can be used to make master casts.

576950	❶ Base Collar L-Kombi	
576961	❷ Base Collar XL	



Giroform Duplication Flask

For the duplication of refractory dies varying in size from single segments up to the complete dental arch. Suitable for Giroform base plate L.

576670		
--------	--	--



Giroform Refractory Pin

Removable conical ceramic pins, inserted into the base plate, are used in refractory duplication.

576480	Giroform Refractory Pin	25/pkg.
--------	-------------------------	---------



Giroform Labels

909032	Giroform Labels	1,000/pkg.
--------	-----------------	------------



Noflame Plus

116250 Noflame Plus

Delivery volume: basic unit with power cable, 2 protective covers

116210 Protective caps

10/pkg.

Technical Data

Dimension: 195 x 85 x 83 mm

Weight: 600g

Mains supply: 230V/50Hz/130W



Smartwax Duo

116270 Smartwax Duo, basic unit

Delivery volume: control unit with mains adaptor, handpiece with cord (116280), probe small incl. handle (116281), cotton role holder

116280 Handpiece with cord

Technical Data

Dimension: 130 x 150 x 50 mm

Cable length of handpiece: 1.8 m

Electrical specifications of mains adaptor: 110 - 230V 50/60 Hz

Output: 6 V, Power: 12 W

Temperature range: 50 - 220°C / 122 - 428°F - switchable

Accessories:

116281 ① Probe small incl. handle

116282 ② Probe large incl. handle

116283 ③ Needle incl. handle

116284 ④ Beaver tail incl. handle

116285 ⑤ Knife incl. handle

116286 ⑥ Spoon incl. handle



Waxjet (pat. pend. ZTM Jonas)

Intelligent solution for application of wax. The continuous wax supply via the unique feeding mechanism of the Waxjet allows the dental technician to quickly apply a big amount of wax. The fluidized wax gets through the concave probe to the tip and the quantity of the wax can be determined individually by the technician - depending on, how quickly the wax wire is put forward with the help of the driving pulley.

_ Twice the speed of wax up work = 50% saving of time

_ No annoying wax taking up

_ For quick superficial fusing and application of wax

116287 Waxjet incl. handle

116289 Waxjet + handpiece with cord

641060 Waxjet wire pink / 6.0 / 280g

The Waxjet in action - e.g. during filling of the gingivobuccal fold. Rapidly ready for use - one touch is enough





Technical Data

Dimension: 335 x 240 x 590 mm
 Weight: 16.5kg
 Mains supply:
 100/115/230 V, 50/60Hz
 Machine rating: 95W
 Capacity powder: ca. 8kg
 Time to allot 20 ml : 100g appr. 30s

Smartbox X2

116170 Smartbox X2
 230 V (115 V = 116170V115)

Delivery volume: Basic unit with integrated 8kg plaster container, 3l water container, power cable

116101 Protection cover

117201 Beaker distance piece 2 pcs.



Technical Data

Dimension: 250 x 160 x 350 mm
 (without stand)
 Weight machine: 8.5kg
 Weight stand: 7.9kg
 Mains supply: 100/115/230 V, 50/60Hz
 Machine rating: 210W
 Delivery rate: 15.8l/min
 Vacuum power: -800mbar

Smartmix X2

115700 Smartmix X2 wall mounting 230 V

Delivery volume: basic unit with beaker 500ml, for wall-mounting, drilling template, 4 screws with dowels, 1 replacement filter

115730 Stand for Smartmix X2

115620 Beaker with mixing blade 100ml

115630 Beaker with mixing blade 250ml

115640 Beaker with mixing blade 500ml

115650 Beaker with mixing blade 750ml

115660 Beaker with mixing blade 1000ml

115631 Beaker 250ml

115641 Beaker 500ml

115651 Beaker 750ml

115661 Beaker 1000ml

115701 Spare filter for Smartmix X2 5/pkg.





Alpenrock

The new generation of Class 4 high-strength dental stone for fabricating dental arches, single dies and check models. The expansion is ideally matched to Giroform model fabrication.

71110	gold	20 kg carton (5 x 4 kg bag)
71111	gold	1 x 4 kg bag
71120	pastel	20 kg carton (5 x 4 kg bag)
71121	pastel	1 x 4 kg bag
71130	saffron	20 kg carton (5 x 4 kg bag)
71131	saffron	1 x 4 kg bag
71140	grey	20 kg carton (5 x 4 kg bag)
71141	grey	1 x 4 kg bag



Girocko

Girocko is a synthetic, Class 4 high-strength dental stone - also ideal for fabricating models using Giroform.

71160	gold	20 kg carton (5 x 4 kg bag)
71161	gold	1 x 4 kg bag
71170	grey	20 kg carton (5 x 4 kg bag)
71171	grey	1 x 4 kg bag



Giroform Die Link

With Giroform Die Link, AmannGirrbach presents a series of air-drying die varnishes which, for the first time ever, contain innovative chemical primer components as well as nano particles. These new ingredients ensure excellent bonding of Giroform Die Link to dental plasters or stones and provide smooth and scratch resistant surfaces of the die varnishes optimized for dental technology. The superthixotropic consistency of Giroform Die Link guarantees an even, homogeneous layer thickness.

Giroform Die Link - Die Varnishes:

- _Giroform Die Link is available in 5 colours and in 5 different layer thicknesses (between 0 µm - hardener - and 20 µm)
- _High bond strength to the die thanks to primer technology
- _No flaking-off during steamcleaning
- _The smooth, homogeneous surface allows easy removal of the wax modellation
- _Thanks to the high scratch resistancy, the surface is almost undamageable
- _The superthixotropic behaviour of Giroform Die Link allows to evenly apply the varnishes all over the die
- _No multiple applications on the edges
- _No drop formation

Giroform Die Link Hardener (0 µm) with colour indicator

- _Safety and control during the application of the hardener thanks to the colour indicator
- _No multiple applications

Colour	blue	grey	gold	silver	red
Layer thickness	20 µm	20 µm	15 µm	13 µm	8 µm

78210	Giroform Die Link Hardener	(0 µm) 15 ml
78211	Giroform Die Link Hardener clear	(0 µm) 15 ml
782120	Giroform Die Link blue	(20 µm) 15 ml
782130	Giroform Die Link grey	(20 µm) 15 ml
782140	Giroform Die Link gold	(15 µm) 15 ml
782150	Giroform Die Link silver	(13 µm) 15 ml
782160	Giroform Die Link red	(8 µm) 15 ml
782170	Giroform Die Link thinner	





Giroform Die Link Lube insulation

Insulated the plaster model from wax and is specially adjusted to Die Link matte varnish.

- _ Insulates also when used sparingly
- _ Non-alcoholic and solvent-free
- _ Water-soluble
- _ Non-reactive with embedding mass

782180	Giroform Die Link Lube, insulatio	15 ml
--------	-----------------------------------	-------



Abrasive belt/mandral

For pre-trimming of model stumps and trimming of tooth arches.

- _ Quick, efficient and vibration-free removal of material

815300	Mandral cylindrical			
815310	Grain 80	50/pkg.	ISO 070	length 11mm
815330	Grain 120	50/pkg.	ISO 070	length 11mm
815340	Grain 240	50/pkg.	ISO 070	length 11mm



Model boxes/model cases

Deep-drawn transparent box for transporting dental models, self-locking, with 2 foam rubber cushions.

- _ Various sizes and heights, also for plastic bases
- _ Cost-efficient bulk packaging of 30 pieces each (10x3 units)

511430	small		78 x 70 x 45 mm
511450	large		90 x 80 x 60 mm
511460	x-high		90 x 80 x 80 mm
511470	x-large		100 x 90 x 90 mm
511540	① model case		



Girosolve Pro

Plaster dissolution with high dissolving speed and capacity, for all kinds of plasters and plaster-bonded investments. Dissolves and removes plaster remainders from dentures, impression trays, mixing bowls, and cast objects.

- _ Higher effectiveness and economy - increased by 20%, control through bubble activity
- _ No acids, neutral pH-value, suitable for all materials
- _ Efficiency multiplies if used in an ultrasonic bath
- _ Disposal of used solution through the sewage system

714050	Girosolve Pro	2 l
--------	---------------	-----



Technical Data

Dimensions: 406 x 280 x 423 mm
 Weight: 16 kg
 Electrical connection values (V/A/Hz):
 230/3.6/50-60, 115/7.0/50
 Performance: 1000 W
 Volume: max. 52 dbA
 Filter bag size: 10l
 Hose diameter: 38mm
 Hose length: 1.8 m
 Adapter diameter: conical, 37-38mm
 HEPA micro filter (97.97%),
 Filter class H12, dust class M

Ceramill Airstream

- _ Extractor for Ceramill Motion
- _ May also be used for other devices with attached adapter

178600	Ceramill Airstream 230 V (100-120V = 178600V100-V120)	
178610	Airstream Suction Bag	5 pcs.
178611	Airstream Microfilter	1 pc.



Steamer X3

116910 Steamer X3 230 V

Delivery volume: Mounting template, Instruction for use, Test strips for measuring water hardness, 1 x 250 ml bottle of Kalk-X descaling liquid Power cord, Set of safety cap gaskets (white teflon gasket and silicone gasket)

Accessory:

116811	Kalk-X Liquid descaling agent	4 x 250 ml
516330	Clean Steamer	
516340	StymoNet	
116911	Sealing lid	
116912	Seal for lid	

Technical Data

Dimension: 275 x 265 x 455 mm
 Weight: 12.5 kg
 Mains supply: 230V/50 Hz /115V/60 Hz
 Machine rating: 1600W / 1000W
 E-fuse: T10A
 Boiler volume: 3.7l
 Vapor pressure: 4.0 bar
 Warm-up time: approx. 25min



CleanSteamer

Hollow cylinder with hinged lid and sieve portion to collect impure small parts (teeth, crowns, etc.). By opening the hinged lid, saturated steam is blown into the object carrier. Addition of dishwashing liquids possible.

516330	CleanSteamer
516338	Steamer X3-adapter

Spare parts

516332	Lid handle insulation
516333	Steam inlet insulation
516334	Hinged lid insulation



StymoNet

Self-locking tweezers with fine-mesh stainless plastic net to fix delicate objects such as ceramic teeth; inlays etc. during cleaning with saturated steam.

516340	StymoNet
--------	----------






1



2



5



3

4



6

Holding Plates

Plastic plates for the fast clamping of plastic models ensure secure positioning in the milling unit.

For use with Ceramill Base and Ceramill Multi-x:

760910	1 Holding Plates Preforms	50/pkg.
760919	2 Holding Plates 31/51 - holding plates for synthetic (for use with Ceramill ZI 31/51)	50/pkg.
760941	3 Holding Plates 71/77 - holding plates for synthetic modelling (for use with Ceramill Base und Multi-x, suitable for Ceramill ZI 71/77)	5/pkg.

Frames for holding plate for use with Ceramill Base

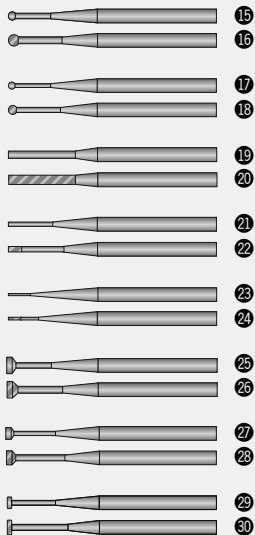
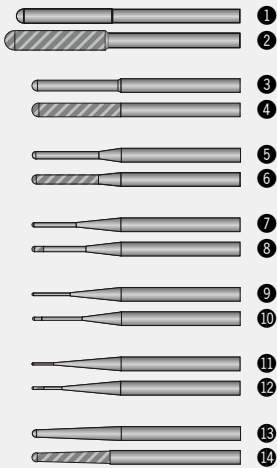
760942	4 Frame (multiple use) with integrated positioning guide for holding plate	1/pkg.
--------	--	--------

Frames for holding plate for use with Multi-x

760943	4 Frame (multiple use) with integrated positioning guide for holding plate 71/77	1/pkg.
--------	--	--------

Positioning aids

760971	5 Positioning aid 31/51 (incl. in delivery volume of 178500)
760972	6 Positioning aid Preforms



Roto

760801	1 T 4mm	760791	16 KF 2.5mm
760701	2 F 4mm	760892	17 KT 1.8mm
760831	3 T 3mm	760792	18 KF 1.8mm
760731	4 F 3mm	760861	19 ST 2mm
760821	5 T 2mm	760761	20 SF 2mm
760721	6 F 2mm	760871	21 ST 1.2mm
760811	7 T 1.2mm	760771	22 SF 1.2mm
760711	8 F 1.2mm	760881	23 ST 0.6mm
760809	9 T 0.9mm	760781	24 SF 0.6mm
760709	10 F 0.9mm	760830	25 UT 3mm
760851	11 T 0.6mm	760730	26 UF 3mm
760751	12 F 0.6mm	760820	27 UT 2mm
760840	13 CT 2mm	760720	28 UF 2mm
760740	14 CF 2mm	760819	29 TT 2mm
760891	15 KT 2.5mm	760719	30 TF 2mm



Ceramill Sep - Thinner and more reliable coating, lemon-scented

Ceramill Sep

Isolates the modelling resins Ceramill Gel/Pontic from gypsum and stump varnish (especially Giroform Die Link).

760561	Ceramill Sep
--------	--------------



Technical Data
Dimensions: 300 x 320 x 450mm
Weight: 8.8kg

Ceramill Aqua

177500	Ceramill Aqua
--------	---------------

Delivery volume: Basic unit with model table MT3; trap dish

Accessories


177511	Adapter NSK Presto Aqua
132350	NSK Presto Aqua II



Ceramill Gel/Pontic

Light-hardening modelling synthetics for crowns and intermediate bridge elements.


760514	1 Ceramill Gel - light-hardening synthetic modelling material for crowns, green, 3g	4/pkg.
760522	2 Ceramill Pontic - light-hardening synthetic modelling material for intermediate bridge elements, blue, 3g	2/pkg.



Ceramill Polish - Lab Kit

Zircon oxide-polishing set for the dental technician.

875500 Ceramill Polish - Lab Kit		
Delivery includes: as shown in the photograph		
875501	1 PRE-Wheel medium (without mandrel) wheel, grain: medium, before sintering	10 pcs.
875502	2 PRE-Cone medium cone, grain: medium, before sintering	10 pcs.
875503	3 PRE-Wheel fine (without mandrel) wheel, grain: fine, before sintering	10 pcs.
875504	4 PRE-Cone fine cone, grain: fine, before sintering	10 pcs.
875505	5 POST-Disc medium disc, grain: medium, after sintering	2 pcs.
875506	6 POST-Wheel medium wheel, grain: medium, after sintering	4 pcs.
875507	7 POST-Disc fine disc, grain: fine, after sintering	2 pcs.
875508	8 POST-Wheel fine wheel, grain: fine, after sintering	4 pcs.



Ceramill Polish - Dent Kit

Zircon oxide-polishing set for the dentist.

875509 Ceramill Polish - Dent Kit		
Delivery includes: as shown in the photograph		
875510	1 Cup medium, cup, grain: medium	4 pcs.
875511	2 Disc medium, disc, grain: medium	4 pcs.
875512	3 Cup fine, cup, grain: fine	4 pcs.
875513	4 Disc fine, disc, grain: fine	4 pcs.



Ceramill Green-State Finishing Kit

Rotary instruments for dental technicians for preparing sintering metal or zirconia in the pre-sintered state.

875520 Ceramill Green-State Finishing Kit		
Pack contents: see image		
875521	1 Separating cutter for removing from the blank	
875522	2 Tungsten carbide cutter CX for trimming connector bars	2 pcs.
875523	3 Universal polisher for smoothing the surface	5 pcs.
875524	4 Fissure cutter 4-edge for creating fissures	2 pcs.
875525	5 Tungsten carbide cutter, small for reworking fissures	2 pcs.
875526	6 Diamond flame for reworking fissures	5 pcs.
875527	7 Diamond parallel for creating labial texture	5 pcs.





Milling Device AF350

177605 Milling Device AF350

Delivery volume: basic unit with vertical lift, milling arm with W&H motor spindle, model table MT3, twin LED lamp, cover

Optional accessory

177998 Blockout-Upgrade-Kit AF350, adjustable, 3 parts
(for current version - see image)

Delivery volume: Blockout-Set 177990, Marking stick 17800, Adapter sleeve AF350 adjustable 177994

177995 Blockout Upgrade-Kit AF350, 4 parts
(for previous version)

Delivery volume: Blockout-Set 177990, Adapter cord 177993, Marker 177800, Adapter cord for Marker AF350 177806

177800 Marker

177661 W&H Collet 3 mm

Technical Data

Dimension: 340 x 250 x 450 mm

Weight: 15 kg

Mains supply: 100/115/230 V, 50/60Hz

Motor speed: 1,000 - 40,000 min⁻¹

Torque: max. 7.5 Ncm



Blockout

Heatable blockout blades 0° to 6°, with parallelly guided plug-in contact for handpiece connection. To be inserted into the chuck of the marker (Ø 3 mm). Connection to any controllable voltage source providing 24 V (e.g. 171161).

177990 Blockout and 5 inserts 0°-6°

Optional accessory

177991 Adapter cord AP100/Diacut/Blockout

177993 Adapter cord AF350/APF450

177806 Adapter cord for surveyor AF350

177994 Adapter cord AF350 adjustable

177980 Blockout insert 0° Ø 1.3mm

177981 Blockout insert 0° Ø 2mm

177982 Blockout insert 2° conic

177983 Blockout insert 4° conic

177984 Blockout insert 6° conic

177960 Blockout-set AP100 including adapter cord AP100



Model Table MT2/MT3/Splitex

MT2: Inclination table, from 0° to 90°, both final positions are under forced guidance, fixed with manual clamp lever. Plinth plate may be magnetized.

MT3: Inclination 0° to 41°, manual/electromagnetic fixation by degrees, 0/2/4/6° also mechanical (sleeve/ring); electromagnetic positioning.

Splitex: Like MT3, however, with Splitex magnetic plate to accept the model.

177360 ③ MT2 Model Platform / 0° - 90°

177350 ② MT3 Model table / 0° - 14°

216291 ① MT3 Model table / Splitex





AG SERVICES

INDIVIDUAL, FAST, EXPERT

An Amann Girrbach product rarely comes unaccompanied - and this is also a good thing, as we continue to provide support for our customers with a wide range of services, even after sales. A broad programme of courses is also part of this support as well as a highly qualified Helpdesk team and technical service department.



TRAINING COURSES

Regardless of whether newcomers or experienced technicians, the Amann Girrbach training programme proves a wide range of basic and advanced courses in our Training Center on site or digitally with online training.

+49 7231 957-224
trainings@amanngirrbach.com

www.amanngirrbach.com/en/services/training/dates



TECHNICAL SERVICE

Whether servicing, repair or troubleshooting - our technical experts will help you on site or in the in-house repair centre. Convenient - dependable - reliable.

+49 7231 957-100
ts@amanngirrbach.com



CERAMILL HELPDESK

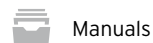
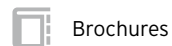
The Ceramill Helpdesk provides information and help from installation to case-related problem solutions. A highly qualified international team of dental technicians are at the ready with a high degree of expert knowledge and competence in solving problems.

AT +43 5523 62333-300
DE +49 7231 957-300
helpdesk@amanngirrbach.com



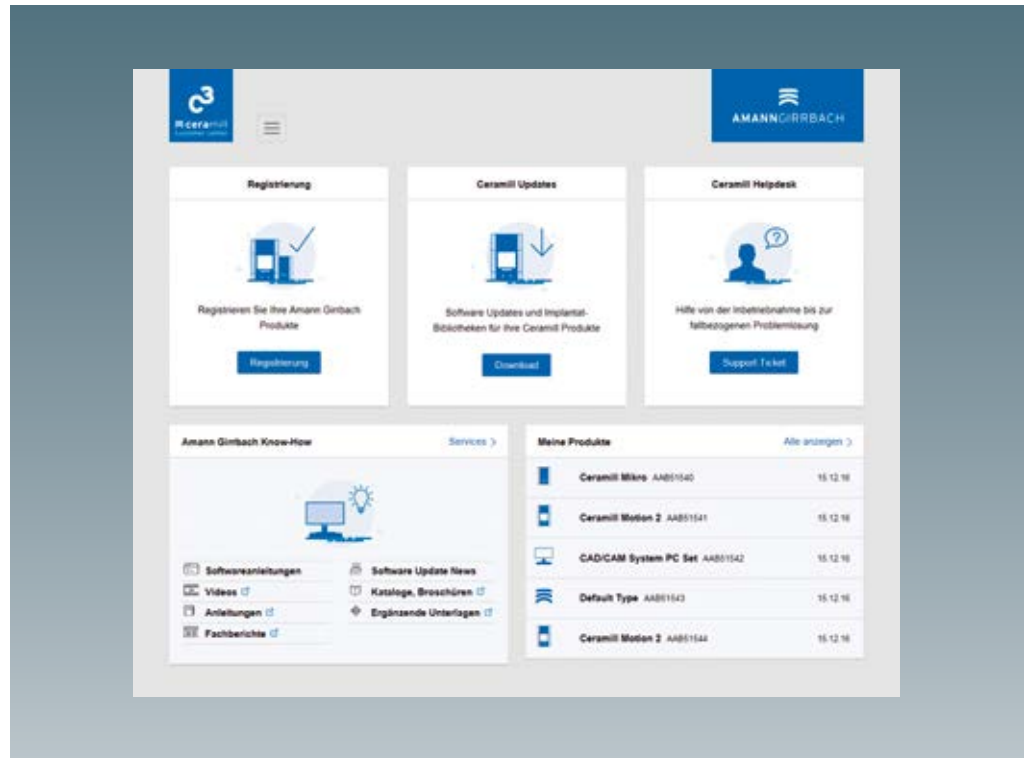
AG MEDIA LIBRARY

AG Media Library - this is a concentrated package of dental expertise, which is available around the clock and is always up to date. Print or video instructions about software and hardware are also available in the library in addition to specialist articles and studies.



C3 - CERAMILL CUSTOMER CENTER YOUR SERVICE PORTAL ALL ABOUT THE CERAMILL SYSTEM

The Ceramill Customer Center makes it easy for you to ensure permanent, smooth laboratory operation using Ceramill products. Following registration, helpful information about software updates or range of services (e.g. know-how database, online and Helpdesk support) are available. The C3 portal is being continually developed and provided with new functions.

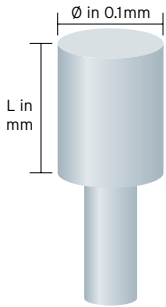
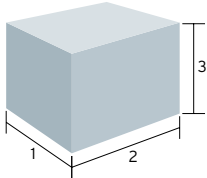


- _ Product registration/activation**
- _ Software updates and version management**
- _ Online and helpdesk support**
- _ Know-how database**
- _ M-Center order processing (manufacturing centre)**

GENERAL INFORMATION

IN THIS CATALOGUE, THE PRODUCT INFORMATION IS RESTRICTED TO SOME ELEMENTARY FEATURES AND APPLICATIONS.

You will find more information in the according system brochures and/or leaflets.



Technical data

In general, all dimensions are indicated in millimeters (mm) lined up in depth/length x width x height:

1. depth
2. width
3. height

If this is not the case, the differing indications are clearly defined (e.g. diameter = \varnothing , drilling, thickness, etc.)

Delivery volume

Introductory kits of systems or basic equipment for units are presented, on one hand, as complete set and, on the other hand, as single articles with different article numbers for repeat orders.

Replacement parts

... will be mentioned only in cases where there is high customer demand. All replacement parts are listed with article number in the unit's manual.

Changes, in the sense of better function, performance, service life and technical improvements are subject to alterations.

Terms and Condition

Please find our Terms and Conditions at www.amanngirrbach.com



AMANNGIRRBACH

AUSTRIA (HEADQUARTERS)

Amann Girrbach AG
Koblach, Austria
Fon +43 5523 62333-105
austria@amanngirrbach.com

GERMANY

Amann Girrbach GmbH
Pforzheim, Germany
Fon +49 7231 957-100
germany@amanngirrbach.com

NORTH AMERICA

Amann Girrbach North America, LP
Charlotte, NC, U.S.A.
Fon +1 704 837 1404
america@amanngirrbach.com

BRASIL

Amann Girrbach Brasil LTDA
Curitiba, Brasil
Fon +55 41 3287 0897
brasil@amanngirrbach.com

ASIA

Amann Girrbach Asia PTE LTD.
Singapore, Asia
Fon +65 6592 5190
singapore@amanngirrbach.com

CHINA

Amann Girrbach China Co., Ltd.
Beijing, China
Fon +86 10 8886 6064
china@amanngirrbach.com